



CALIFORNIA JOINT POWERS RISK MANAGEMENT AUTHORITY

BOARD OF DIRECTORS MEETING

March 18, 2010– 9:30 A.M.

**Bishop Ranch Conference Center
Bishop Ranch 3
2623 Camino Ramon, Suite 175
San Ramon, CA 94583**

(925) 543-7700

AGENDA

I. CALL TO ORDER: 9:30 a.m.

II. ROLL CALL

III. PRESENTATIONS

- None

IV. THIS TIME IS RESERVED FOR MEMBERS OF THE PUBLIC TO ADDRESS THE BOARD OF DIRECTORS ON MATTERS OF BOARD BUSINESS. STATE LAW PROHIBITS ACTION BY THE BOARD ON NON-AGENDA ITEMS.

V. COMMUNICATIONS

A. Board Members

B. General Manager/Secretary

C. Next Scheduled Meetings: Executive Committee (TBD)

Board of Directors (04/28/2010-04/30/2010)

VI. APPROVAL OF MINUTES

- Minutes of the Board of Director's Meeting held on December 10, 2009

VII. CONSENT CALENDAR

1. Financial Reports of CJPRMA for the periods ending October 31, November 30 and December 31, 2009

2. Additional Covered Party Certificates Approved by the General Manager

3. Notification of New Claims Received
4. Notification of Claims Closed
5. New Board Members/Alternates
6. Business Calendar for 2010

VIII. ACTION CALENDER

7. "HITECH" HIPAA Provisions
8. Report From Broker
9. DIC Coverage for CJPRMA Main Office
10. Closure and Redistribution of Worker's Compensation Equity
11. Risk Management Issues

IX. CLOSED SESSION

1. **Government Code Section 54956.9 (a)**
Conference with Legal Counsel - Pending Litigation

Name of Case: Eaton v. City of Rocklin

Court: United States Court of Appeal for the Ninth Circuit

Case No.: 07-80144

2. **Government Code Section 54957.6**
Conference with Labor Negotiators

Unrepresented Employees:

General Manager and Assistant General Manager/Risk Manager

X. ACTION ON CLOSED SESSION ITEMS

XI. ADJOURNMENT



**CALIFORNIA JOINT POWERS
RISK MANAGEMENT AUTHORITY**

Accredited with Excellence from the California Association of Joint Powers Authorities

BOARD OF DIRECTORS MEETING

**December 10, 2009 – 10:00 A.M.
Carr America Conference Center
Tassajara Room
4400 Rosewood Drive
Pleasanton, CA 94588**

(925) 737-1900

Minutes

I. CALL TO ORDER:

President Henderson called the meeting to order at 10:02 a.m.

II. ROLL CALL

PRESENT

- | | |
|-------------------------------------|---|
| 1) Darrell Handy, <i>Alameda</i> | 11) Stacy Haney, <i>Roseville</i> |
| 2) Jessica Henry, <i>Chico</i> | 12) Mary Ann Perini, <i>San Leandro</i> |
| 3) Bill Henderson, <i>Livermore</i> | 13) Pan Waterston, <i>San Rafael</i> |
| 4) Kimberly Greer, <i>Fairfield</i> | 14) Lynn Margolies, <i>Santa Rosa</i> |
| 5) Janet Hamilton, <i>Lodi</i> | 15) Roger Carroll, <i>SCORE</i> |
| 6) Dixon Coulter, <i>NCCSIF</i> | 16) Kathleen Williams, <i>Stockton</i> |
| 7) Ron Blanquie, <i>Petaluma</i> | 17) Anthony Giles, <i>Sunnyvale</i> |
| 8) Chris Carmona, <i>Redding</i> | 18) Harry Maurer, <i>Vallejo</i> |
| 9) Jeff Davis, <i>REMIF</i> | 19) Jeff Tonks, <i>YCPARMIA</i> |
| 10) Robyn Kain, <i>Richmond</i> | |

ABSENT

Fremont, Vacaville

OTHERS PRESENT

- | | |
|-------------------------------------|---|
| 20) Mujtaba Dattoo, <i>ARM Tech</i> | 26) Anna Swanson, <i>CJPRMA</i> |
| 21) David Clovis, <i>CJPRMA</i> | 25) Byrne Conley, <i>Gibbons & Conley</i> |
| 22) Lola Deem, <i>CJPRMA</i> | 26) Brian Cooney, <i>Marsh</i> |
| 23) Robert German, <i>CJPRMA</i> | 27) Pat Clark, <i>Marsh</i> |
| 24) Saima Kumar, <i>CJPRMA</i> | 28) Lisa Achen, <i>Roseville</i> |

III. PRESENTATIONS

None.

IV. THIS TIME IS RESERVED FOR MEMBERS OF THE PUBLIC TO ADDRESS THE BOARD OF DIRECTORS ON MATTERS OF BOARD BUSINESS

V. COMMUNICATIONS

- A. Board Members
- B. General Manager/Secretary
- C. Next Scheduled Meetings: Executive Committee (01/21/2010)
Board of Directors (03/18/2010)

VI. COMMITTEE REPORTS

A. Coverage & Claims Committee

The Coverage and Claims Committee discussed what their goals and objectives should be and how it would benefit its members effectively. Director Tonks announced that the committee is planning on holding their meeting in January.

B. Education & Training Committee

The Education and Training Committee announced that their next meeting will be held on January 14th, 2010 via teleconference at 10.00 a.m. They also asked the Assistant General Manager/Risk Manager to prepare the Agenda.

C. Risk Management Committee

The Risk Management Committee announced that their first meeting was held earlier that morning. The Committee presented their mission statement to the Board.

“The Risk Management Committee will identify and evaluate best risk management practices and make recommendations to the Executive Committee of CJPRMA.”

Director Carmona announced that the Risk Management Committee will meet four times a year and that their central meeting location will be in Vacaville. He also stated that the next committee meeting will be held at PARMA in February.

VII. APPROVAL OF MINUTES

A motion by Director Davis, seconded by Director Blanquie, to approve the minutes of the October 15, 2009 Board of Director's meeting, passed unanimously.

VIII. CONSENT CALENDAR

1. Financial Reports of CJPRMA for the periods ending July 31, August 31 and September 30, 2009
2. Additional Covered Party Certificates Approved by the General Manager
3. Notification of New Claims Received
4. Notification of Claims Closed
5. New Board Members/Alternates

A motion by Director Carmona, seconded by Director Kain, to approve the consent calendar, passed unanimously.

IX. ACTION CALENDER

6. 2010 Business Calendar

The General Manager distributed the 2010 Business Calendar to the Board for informational purpose. He also informed the Board that the next Executive Committee will be held in Lodi on January 21, 2010. The next Board meeting will be held on March 18, 2010 at Bishop Ranch.

7. Status Update on General Manager's Goals & Objectives

The General Manager provided status update on the goals and objectives plan to the Board. He also informed the Board that the Annual Meeting date has been moved to April 28 thru the 30th, 2010 due to requests from of the Board members.

He informed the Board about the water leakage at the new building and the necessary steps that are being taken to fix the issue. The Board had some concerns to if the building would be ready for the Annual Meeting. They suggested that the staff take a look at different facilities for the Annual Meeting as an option and the cost that would be associated.

The President asked the Board to provide staff with recommendations of meeting facilities within their cities by Wednesday December 16th, 2009. And have the Executive Committee approve a new location based on the information provided by staff.

8. 2009 Actuarial Study

ARM Tech conducted the 2009 Actuarial Study. Mr. Mujtaba Datoos was present to discuss the results of the study, including the proposed rates for 2010/2011 and a redistribution plan.

Mr. Datoos gave a thorough explanation of the methodology used to complete the actuarial study and determine the proposed rates for the coming year.

A motion by Director Maurer, seconded by Director Carroll, to approve (1) the 2009 actuarial study, (2) the proposed rates for 2010/2011, and (3) the proposed redistribution of approximately \$4.7 million, passed unanimously.

9. 2008/2009 Annual Report

The General Manager provided a presentation on 2008/2009 Annual Report. He also stated that the hard copies of the Annual Report will be mailed out to each member.

10. Risk Management Issues

1) Hired and non-owned auto insurance (Bill Henderson, Livermore)

President Henderson brought up issues related to hired and non-owned auto insurance. He provided the Board with a supplement form for information purposes.

2) Recommend policy change for use of tasers (Byrne Conley)

The Board Counsel provided a memo summarizing the proposed policy changes to the Taser Targeting Policy. Director Davis provided the board with a flyer from Lexipol on use of tasers and risk involved with them.

X. CLOSED SESSION

- 1) **Government Code Section 54956.9 (a)**
Conference with Legal Counsel - Pending Litigation

Name of Case: Attari v. City of Alameda
Court: Alameda County Superior Court
Case No.: RG-06-29671

- 2) **Government Code Section 54956.9 (a)**
Conference with Legal Counsel - Pending Litigation

Name of Case: Jackson v. City of Vacaville
Court: Solano County Superior Court
Case No.: FCS 028084

- 3) **Government Code Section 54956.9 (a)**
Conference with Legal Counsel - Pending Litigation

Name of Case: Ward v. City of Desert Hot Springs (PERMA)
Court: Riverside County Superior Court
Case No.: INC 057130

- 4) **Government Code Section 54956.9 (a)**
Conference with Legal Counsel - Pending Litigation

Name of Case: Dagdagan v. City of Vallejo
Court: United States District Court, Eastern District of California, Sacramento Division
Case No.: 2:08-CV-00922-GEB-GGH

- 5) **Government Code Section 54956.9 (a)**
Conference with Legal Counsel - Pending Litigation

Name of Case: Beecham v. City of West Sacramento (YCPARMIA)
Court: United States District Court, Eastern District of California
Case No.: 2:07-CV-01115-JAM-EFB

XI. ACTION ON CLOSED SESSION ITEMS


- None

XI. ADJOURNMENT

A motion by Director Davis, seconded by Director Coulter to adjourn the meeting at 2:04 p.m., passed unanimously.

**CALIFORNIA JOINT POWERS
RISK MANAGEMENT AUTHORITY**

AGENDA BILL

Item #: 1	<u>Title:</u> FINANCIAL REPORTS OF CJPRMA FOR THE PERIODS
Meeting: 03/18/2010	ENDING OCTOBER 31, NOVEMBER 30 AND
General Manager: 	DECEMBER 31, 2009

Recommended Action:

Approval of the financial reports for October 31, November 30 and December 31, 2009.

Item Explanation:

Attached hereto are the financial reports for the periods ending October 31, November 30 and December 31, 2009.

Staff recommends that the financial reports be approved.

Fiscal Impact:

None

Exhibits:

Financial reports for the periods ending July October 31, November 30 and December 31, 2009.

Board Action:

Ranges:	From:	To:	From:	To:
Check Number	First	Last	Check Date	10/1/2009
Vendor ID	First	Last	Checkbook ID	First
Vendor Name	First	Last		Last

Sorted By: Check Number

* Voided Checks

Check Number	Vendor ID	Vendor Check Name	Check Date	Checkbook ID	Audit Trail Code	Amount
15017	ADP01	ADP, INC	10/6/2009	BOA CKG	PMCHK00000466	\$107.95
15018	AFLAC01	AFLAC	10/6/2009	BOA CKG	PMCHK00000466	\$142.86
15019	ALLIED01	ALLIED ADMINISTRATORS	10/6/2009	BOA CKG	PMCHK00000466	\$536.48
15020	AT&T01	AT&T	10/6/2009	BOA CKG	PMCHK00000466	\$187.65
15021	AT&T03	AT&T MOBILITY	10/6/2009	BOA CKG	PMCHK00000466	\$90.79
15022	CHANDLER	CHANDLER ASSET MGMT INC.	10/6/2009	BOA CKG	PMCHK00000466	\$7,971.00
15023	CLARE01	CLARE COMPUTER	10/6/2009	BOA CKG	PMCHK00000466	\$1,070.00
15024	LOOM001	TOWN OF LOOMIS	10/6/2009	BOA CKG	PMCHK00000466	\$300.00
15025	MIDLAND01	MIDLAND NAT'L LIFE INS	10/6/2009	BOA CKG	PMCHK00000466	\$131.46
15026	NETSPEED01	NETSPEED SOLUTIONS, INC	10/6/2009	BOA CKG	PMCHK00000466	\$150.00
15027	PERS01	PERS	10/6/2009	BOA CKG	PMCHK00000466	\$9,244.98
15028	SLEE001	SLEEPY HOLLOW INVESTMENT CO	10/6/2009	BOA CKG	PMCHK00000466	\$6,615.08
15029	STAND001	STANDARD INS CO	10/6/2009	BOA CKG	PMCHK00000466	\$176.36
15030	VERIZ01	VERIZON WIRELESS	10/6/2009	BOA CKG	PMCHK00000466	\$167.73
15031	SECRETARY01	THE SECRETARY OF STATE	10/7/2009	BOA CKG	PMTRX00000827	\$8.00
15033	DUFFY01	MICHAEL DUFFY	10/14/2009	BOA CKG	PMTRX00000828	\$116,010.07
15034	ADP01	ADP, INC	10/14/2009	BOA CKG	PMCHK00000467	\$89.95
15035	AT&T02	AT&T	10/14/2009	BOA CKG	PMCHK00000467	\$243.90
15036	BARKLEY	BARKLEY COURT REPORTERS	10/14/2009	BOA CKG	PMCHK00000467	\$862.61
15037	CARM01	CHRIS CARMONA	10/14/2009	BOA CKG	PMCHK00000467	\$124.32
15038	CLAR001	SAM CLAR	10/14/2009	BOA CKG	PMCHK00000467	\$368.45
15039	DANG01	DANG AND TRACHUK	10/14/2009	BOA CKG	PMCHK00000467	\$2,729.76
15040	DAVIS01	JEFF DAVIS	10/14/2009	BOA CKG	PMCHK00000467	\$302.99
15041	FAIRFIELD	CITY OF FAIRFIELD	10/14/2009	BOA CKG	PMCHK00000467	\$659.70
15042	GIBBONS	GIBBONS & CONLEY	10/14/2009	BOA CKG	PMCHK00000467	\$5,053.68
15043	GIVE001	GIVE SOMETHING BACK	10/14/2009	BOA CKG	PMCHK00000467	\$132.64
15044	HAN	STACEY HANEY	10/14/2009	BOA CKG	PMCHK00000467	\$129.17
15045	HENRY01	JESSICA HENRY	10/14/2009	BOA CKG	PMCHK00000467	\$1,328.78
15046	LEXIS	LEXIS NEXIS	10/14/2009	BOA CKG	PMCHK00000467	\$336.00
15047	LEXIS001	MATTHEW BENDER & CO, INC	10/14/2009	BOA CKG	PMCHK00000467	\$653.83
15048	MARQUEZ01	LAURA MARQUEZ	10/14/2009	BOA CKG	PMCHK00000467	\$195.93
15049	MURPHY01	MURPHY, CAMPBELL, GUTHRIE & ALLI	10/14/2009	BOA CKG	PMCHK00000467	\$1,849.68
15050	PG&E	PG&E	10/14/2009	BOA CKG	PMCHK00000467	\$668.36
15051	REDDING	CITY OF REDDING	10/14/2009	BOA CKG	PMCHK00000467	\$1,483.30
15052	RELOC001	RELOCATION CONNECTIONS INC	10/14/2009	BOA CKG	PMCHK00000467	\$1,932.50
15053	ROSEVILLE	CITY OF ROSEVILLE	10/14/2009	BOA CKG	PMCHK00000467	\$692.70
15054	SCHWARZ01	STEVE SCHWARZ	10/14/2009	BOA CKG	PMCHK00000467	\$1,330.60
15055	SOURCE01	THE SOURCE GROUP, INC	10/14/2009	BOA CKG	PMCHK00000467	\$945.00
15056	WELLS01	WELLS FARGO BANK	10/14/2009	BOA CKG	PMCHK00000467	\$1,161.50
15057	WELLS03	WELLS FARGO	10/14/2009	BOA CKG	PMCHK00000467	\$1,283.37
15058	WELLS04	WELLS FARGO BANK	10/14/2009	BOA CKG	PMCHK00000467	\$799.94
15059	WILLIAMS03	KATHLEEN WILLIAMS	10/14/2009	BOA CKG	PMCHK00000467	\$1,084.67
15081	ROTHNER01	ROTHNER, SEGALL, GREENSTONE	10/14/2009	BOA CKG	PMTRX00000831	\$47,986.74
15082	REMIF	R.E.M.I.F.	10/29/2009	BOA CKG	PMTRX00000833	\$1,028.68
15083	ACH01	LISA ACHEN	10/29/2009	BOA CKG	PMCHK00000468	\$116.75
15084	ADP01	ADP, INC	10/29/2009	BOA CKG	PMCHK00000468	\$89.95
15085	ANGELO01	ANGELO, KILDAY & KILDUFF	10/29/2009	BOA CKG	PMCHK00000468	\$13,513.66
15086	AON	AON GLOBAL RISK CONSULTING	10/29/2009	BOA CKG	PMCHK00000468	\$12,500.00
15087	ARRO001	ARROWHEAD MTN SPRING WATER	10/29/2009	BOA CKG	PMCHK00000468	\$39.72
15088	AT&T02	AT&T	10/29/2009	BOA CKG	PMCHK00000468	\$101.32
15089	AT&T03	AT&T MOBILITY	10/29/2009	BOA CKG	PMCHK00000468	\$79.15
15090	COMCAST01	COMCAST	10/29/2009	BOA CKG	PMCHK00000468	\$174.21
15091	DANG01	DANG AND TRACHUK	10/29/2009	BOA CKG	PMCHK00000468	\$2,387.53
15092	DAVIS01	JEFF DAVIS	10/29/2009	BOA CKG	PMCHK00000468	\$62.85
15093	EPSTEIN	ROB EPSTEIN	10/29/2009	BOA CKG	PMCHK00000468	\$198.55
15094	FAST002	FASTSIGNS	10/29/2009	BOA CKG	PMCHK00000468	\$24.85

* Voided Checks

Check Number	Vendor ID	Vendor Check Name	Check Date	Checkbook ID	Audit Trail Code	Amount
15095	FEDEX01	FEDEX	10/29/2009	BOA CKG	PMCHK00000468	\$34.62
15096	FERGUSON01	MARK FERGUSON	10/29/2009	BOA CKG	PMCHK00000468	\$114.55
15097	GEN01	GENWORTH LIFE & ANNUITY INS CO	10/29/2009	BOA CKG	PMCHK00000468	\$424.83
15098	GIBBONS	GIBBONS & CONLEY	10/29/2009	BOA CKG	PMCHK00000468	\$13,885.17
15099	GIVE001	GIVE SOMETHING BACK	10/29/2009	BOA CKG	PMCHK00000468	\$121.51
15100	GRE01	KIMBERLY GREER	10/29/2009	BOA CKG	PMCHK00000468	\$59.55
15101	HENRY01	JESSICA HENRY	10/29/2009	BOA CKG	PMCHK00000468	\$71.95
15102	IKON	IKON FINANCIAL SERVICES	10/29/2009	BOA CKG	PMCHK00000468	\$1,837.99
15103	LOOM001	TOWN OF LOOMIS	10/29/2009	BOA CKG	PMCHK00000468	\$300.00
15104	M. LEE SMITH01	M. LEE SMITH PUBLISHERS LLC	10/29/2009	BOA CKG	PMCHK00000468	\$247.00
15105	MAURER01	HARRY B. MAURER	10/29/2009	BOA CKG	PMCHK00000468	\$1,322.60
15106	MIRAG01	MIRAGLIA CATERING	10/29/2009	BOA CKG	PMCHK00000468	\$912.05
15107	MURPHY01	MURPHY, CAMPBELL, GUTHRIE & ALLI	10/29/2009	BOA CKG	PMCHK00000468	\$19,901.25
15109	PERS02	PERS MEDICAL	10/29/2009	BOA CKG	PMCHK00000468	\$554.83
15110	PG&E	PG&E	10/29/2009	BOA CKG	PMCHK00000468	\$61.79
15111	PRIMA01	PRIMA	10/29/2009	BOA CKG	PMCHK00000468	\$285.00
15112	RELOC001	RELOCATION CONNECTIONS INC	10/29/2009	BOA CKG	PMCHK00000468	\$4,047.75
15113	REMIF	R.E.M.I.F.	10/29/2009	BOA CKG	PMCHK00000468	\$126,901.62
15114	SLEE001	SLEEPY HOLLOW INVESTMENT CO	10/29/2009	BOA CKG	PMCHK00000468	\$6,615.08
15115	SMALL01	SMALL BUSINESS BENEFIT PLAN TR	10/29/2009	BOA CKG	PMCHK00000468	\$86.40
15116	SOURCE01	THE SOURCE GROUP, INC	10/29/2009	BOA CKG	PMCHK00000468	\$7,409.40
15117	STAND001	STANDARD INS CO	10/29/2009	BOA CKG	PMCHK00000468	\$176.36
15118	VERIZ01	VERIZON WIRELESS	10/29/2009	BOA CKG	PMCHK00000468	\$167.59
15119	WARE01	WARE MALCOMB	10/29/2009	BOA CKG	PMCHK00000468	\$592.66
15120	YELLOW01	YELLOW PAGES UNITED	10/29/2009	BOA CKG	PMCHK00000468	\$296.00
15121	ICMA01	ICMA RETIREMENT TRUST - 457	10/29/2009	BOA CKG	PMCHK00000469	\$2,239.20
15122	PERS01	PERS	10/29/2009	BOA CKG	PMCHK00000469	\$9,244.98

Total Checks: 83

Total Amount of Checks: \$445,569.43

Ranges:	From:	To:	From:	To:
Check Number	First	Last	Check Date	11/1/2009
Vendor ID	First	Last	Checkbook ID	First
Vendor Name	First	Last		Last

Sorted By: Check Number

* Voided Checks

Check Number	Vendor ID	Vendor Check Name	Check Date	Checkbook ID	Audit Trail Code	Amount
15123	PIVOT01	PIVOT INTERIORS, INC	11/5/2009	BOA CKG	PMTRX00000836	\$85,334.47
15124	CALIF01	CALIFORNIA LIFE SAFETY	11/19/2009	BOA CKG	PMTRX00000837	\$10,000.00
15125	ADP01	ADP, INC	11/20/2009	BOA CKG	PMCHK00000470	\$197.90
15126	ALLIED01	ALLIED ADMINISTRATORS	11/20/2009	BOA CKG	PMCHK00000470	\$536.48
15127	ANGELO01	ANGELO, KILDAY & KILDUFF	11/20/2009	BOA CKG	PMCHK00000470	\$5,080.50
15128	AT&T01	AT&T	11/20/2009	BOA CKG	PMCHK00000470	\$128.20
15129	AT&T02	AT&T	11/20/2009	BOA CKG	PMCHK00000470	\$245.91
15130	BNY01	BANK OF NEW YORK	11/20/2009	BOA CKG	PMCHK00000470	\$2,432.12
15131	CARM01	CHRIS CARMONA	11/20/2009	BOA CKG	PMCHK00000470	\$33.00
15132	CEB	CEB-U OF CA	11/20/2009	BOA CKG	PMCHK00000470	\$137.35
15133	CHANDLER	CHANDLER ASSET MGMT INC.	11/20/2009	BOA CKG	PMCHK00000470	\$8,029.00
15134	CHICO	CITY OF CHICO	11/20/2009	BOA CKG	PMCHK00000470	\$2,196.83
15135	CLARE01	CLARE COMPUTER	11/20/2009	BOA CKG	PMCHK00000470	\$1,070.00
15136	COMCAST01	COMCAST	11/20/2009	BOA CKG	PMCHK00000470	\$173.80
15137	DANG01	DANG AND TRACHUK	11/20/2009	BOA CKG	PMCHK00000470	\$1,517.67
15138	GARRETT02	CELESTE GARRETT	11/20/2009	BOA CKG	PMCHK00000470	\$57.90
15139	GILES01	ANTHONY GILES	11/20/2009	BOA CKG	PMCHK00000470	\$40.15
15140	GIVE001	GIVE SOMETHING BACK	11/20/2009	BOA CKG	PMCHK00000470	\$153.38
15141	IKON	IKON FINANCIAL SERVICES	11/20/2009	BOA CKG	PMCHK00000470	\$1,837.99
15142	JACK01	JACKSON LEWIS LLP	11/20/2009	BOA CKG	PMCHK00000470	\$4,906.25
15143	KAIN	ROBYN KAIN	11/20/2009	BOA CKG	PMCHK00000470	\$147.85
15144	LARSON01	LARSON CONSULTING	11/20/2009	BOA CKG	PMCHK00000470	\$13,292.77
15145	LEXIS	LEXIS NEXIS	11/20/2009	BOA CKG	PMCHK00000470	\$336.00
15146	LEXIS001	MATTHEW BENDER & CO, INC	11/20/2009	BOA CKG	PMCHK00000470	\$295.55
15147	LOOM001	TOWN OF LOOMIS	11/20/2009	BOA CKG	PMCHK00000470	\$300.00
15148	MAZE01	MAZE & ASSOCIATES	11/20/2009	BOA CKG	PMCHK00000470	\$2,305.00
15149	PERS01	PERS	11/20/2009	BOA CKG	PMCHK00000470	\$9,556.58
15150	PERS02	PERS MEDICAL	11/20/2009	BOA CKG	PMCHK00000470	\$554.83
15151	REDDING	CITY OF REDDING	11/20/2009	BOA CKG	PMCHK00000470	\$169.17
15152	RELOC001	RELOCATION CONNECTIONS INC	11/20/2009	BOA CKG	PMCHK00000470	\$4,175.25
15153	RICH01	CITY OF RICHMOND	11/20/2009	BOA CKG	PMCHK00000470	\$768.21
15154	RISK001	RISK MANAGEMENT SOLUTIONS	11/20/2009	BOA CKG	PMCHK00000470	\$8,750.00
15155	ROTHNER01	ROTHNER, SEGALL, GREENSTONE	11/20/2009	BOA CKG	PMCHK00000470	\$542,046.10
15156	SELL01	SELLAR HAZARD MANNING FICENEC	11/20/2009	BOA CKG	PMCHK00000470	\$1,595.00
15157	SMALL01	SMALL BUSINESS BENEFIT PLAN TR	11/20/2009	BOA CKG	PMCHK00000470	\$86.40
15158	SOURCE01	THE SOURCE GROUP, INC	11/20/2009	BOA CKG	PMCHK00000470	\$21,813.36
15159	SUNSET01	SUNSET DEV CO	11/20/2009	BOA CKG	PMCHK00000470	\$1,050.00
15160	WARE01	WARE MALCOMB	11/20/2009	BOA CKG	PMCHK00000470	\$783.19
15161	WEID01	WEIDNER ARCHITECTURAL SIGNAGE	11/20/2009	BOA CKG	PMCHK00000470	\$10,272.00
15162	WELLS01	WELLS FARGO BANK	11/20/2009	BOA CKG	PMCHK00000470	\$833.54
15163	WELLS03	WELLS FARGO	11/20/2009	BOA CKG	PMCHK00000470	\$72.67
15164	WELLS04	WELLS FARGO BANK	11/20/2009	BOA CKG	PMCHK00000470	\$264.56

Total Checks: 42

Total Amount of Checks: \$743,576.93

California Joint Powers
 VENDOR CHECK REGISTER REPORT
 Payables Management

Ranges:	From:	To:	From:	To:
Check Number	First	Last	Check Date	12/1/2009
Vendor ID	First	Last	Checkbook ID	First
Vendor Name	First	Last		Last

Sorted By: Check Number

* Voided Checks

Check Number	Vendor ID	Vendor Check Name	Check Date	Checkbook ID	Audit Trail Code	Amount
15200	ADP01	ADP, INC	12/9/2009	BOA CKG	PMCHK00000471	\$89.95
15201	AFLAC01	AFLAC	12/9/2009	BOA CKG	PMCHK00000471	\$119.05
15202	ALLIED01	ALLIED ADMINISTRATORS	12/9/2009	BOA CKG	PMCHK00000471	\$536.48
15203	AT&T01	AT&T	12/9/2009	BOA CKG	PMCHK00000471	\$133.47
15204	AT&T02	AT&T	12/9/2009	BOA CKG	PMCHK00000471	\$244.11
15205	AT&T03	AT&T MOBILITY	12/9/2009	BOA CKG	PMCHK00000471	\$79.15
15206	CHANDLER	CHANDLER ASSET MGMT INC.	12/9/2009	BOA CKG	PMCHK00000471	\$8,118.00
15207	CLARE01	CLARE COMPUTER	12/9/2009	BOA CKG	PMCHK00000471	\$1,070.00
15208	EPSTEIN	ROB EPSTEIN	12/9/2009	BOA CKG	PMCHK00000471	\$50.05
15209	FAST002	FASTSIGNS	12/9/2009	BOA CKG	PMCHK00000471	\$24.85
15210	FEDEX01	FEDEX	12/9/2009	BOA CKG	PMCHK00000471	\$26.35
15211	GIBBONS	GIBBONS & CONLEY	12/9/2009	BOA CKG	PMCHK00000471	\$9,098.93
15212	GIVE001	GIVE SOMETHING BACK	12/9/2009	BOA CKG	PMCHK00000471	\$729.03
15213	ICMA01	ICMA RETIREMENT TRUST - 457	12/9/2009	BOA CKG	PMCHK00000471	\$1,492.80
15214	MURPHY01	MURPHY, CAMPBELL, GUTHRIE & ALLI	12/9/2009	BOA CKG	PMCHK00000471	\$7,201.26
15215	PERS01	PERS	12/9/2009	BOA CKG	PMCHK00000471	\$9,457.13
15216	PRIMA01	PRIMA	12/9/2009	BOA CKG	PMCHK00000471	\$550.00
15217	RELOC001	RELOCATION CONNECTIONS INC	12/9/2009	BOA CKG	PMCHK00000471	\$2,047.50
15218	SLEE001	SLEEPY HOLLOW INVESTMENT CO	12/9/2009	BOA CKG	PMCHK00000471	\$6,615.08
15219	STAND001	STANDARD INS CO	12/9/2009	BOA CKG	PMCHK00000471	\$176.36
15220	STATE01	STATE COMP INS FUND	12/9/2009	BOA CKG	PMCHK00000471	\$1,280.95
15221	VERD01	VERDICTSEARCH	12/9/2009	BOA CKG	PMCHK00000471	\$649.34
15222	VERIZ01	VERIZON WIRELESS	12/9/2009	BOA CKG	PMCHK00000471	\$166.03
15223	WELLS01	WELLS FARGO BANK	12/9/2009	BOA CKG	PMCHK00000471	\$508.16
15224	WELLS03	WELLS FARGO	12/9/2009	BOA CKG	PMCHK00000471	\$167.08
15225	WELLS04	WELLS FARGO BANK	12/9/2009	BOA CKG	PMCHK00000471	\$251.70
15226	WEST01	WEST GROUP	12/9/2009	BOA CKG	PMCHK00000471	\$312.46
15227	WILCOX01	WILCOXEN CALLAHAN MONTGOMERY &	12/9/2009	BOA CKG	PMCHK00000471	\$1,300,000.00
15228	GERMAN01	GERMAN, ROBERT - PETTY CASH	12/18/2009	BOA CKG	PMTRX00000845	\$443.50
15229	HADDAD01	HADDAD & SHERWIN ATTNY-CLIENT	12/18/2009	BOA CKG	PMTRX00000845	\$306,724.57
15230	ANDERSON01	ANDERSON AUDIO VISUAL	12/18/2009	BOA CKG	PMTRX00000845	\$65,260.03
15243	REMIF	R.E.M.I.F.	12/14/2009	BOA CKG	PMTRX00000844	\$5,026.81
15244	STOCKTON	CITY OF STOCKTON	12/14/2009	BOA CKG	PMTRX00000844	\$17,000.00

Total Checks: 33

Total Amount of Checks: \$1,745,650.18

CJPRMA
STATEMENT OF NET ASSETS
As of October 31, 2009

Current Assets	
Cash	\$ 7,583,809
Investments	90,365,030
Interest Receivable	1,193,908
Accounts Receivable	11,775
Prepaid Insurance	3,624,847
Other Prepays	29,573
Deposits	19,406
Due from Property to Liability	<u>-</u>
Total Current Assets	102,828,349
Capital Assets	
Equipment	247,871
Office Furniture	46,358
Work in Progress - Building	2,114,986
Accumulated Depreciation	<u>(172,558)</u>
Net Capital Assets	2,236,656
TOTAL ASSETS	<u>\$ 105,065,005</u>
Current Liabilities	
Unearned Contributions	\$ 8,629,008
Accounts Payable	67,331
Accrued Liabilities	9,525
Accrued Employee Benefits	489
Due to Liability from Property	<u>-</u>
Total Current Liabilities	8,706,353
Noncurrent Liabilities	
Reserve for Loss-Liability	47,371,795
Reserve for Loss-Workers' Compensation	<u>57,670</u>
Total Noncurrent Liabilities	47,429,465
TOTAL LIABILITIES	<u>56,135,819</u>
Net Assets	
Current Year Earnings	1,613,690
Retained Earnings-Liability	42,601,441
Retained Earnings-Workers' Compensation	181,078
Retained Earnings-Property	<u>(2,613)</u>
Excess Loss Fund	4,535,591
Member Refunds	<u>-</u>
TOTAL NET ASSETS	<u>\$ 48,929,186</u>

CJPRMA
STATEMENT OF OPERATIONS
For the Four Months Ending October 31, 2009
All Departments

	October	% to Net Income	YTD	% to Net Income
Operating Revenues				
Member Contributions	1,077,626	691.38	4,325,504	268.05
PY Member Contributions	-	0.00	-	0.00
Fees Earned	1,000	0.64	4,000	0.25
Appraisal Fees	-	0.00	-	0.00
Other Income	-	0.00	-	0.00
Total Operating Revenues	<u>1,078,626</u>	<u>692.02</u>	<u>4,329,504</u>	<u>268.30</u>
Claim Expense				
Settlements Paid	2,197	1.41	40,602	2.52
Settlement Reimbursements	(2,197)	(1.41)	(40,602)	(2.52)
Current Year Loss Provision	750,000	481.18	3,150,000	195.20
Loss Reserve Adjustment (Prior Year)	-	0.00	-	0.00
Insurance Premiums	453,106	290.70	1,812,424	112.32
PY Premium Adj	-	-	-	0.00
Total Claim Expense	<u>1,203,106</u>	<u>771.88</u>	<u>4,962,424</u>	<u>307.52</u>
Gross Profit (Loss)	(124,480)	(79.86)	(632,920)	(39.22)
Operating Expenses				
Salaries	50,473	32.38	141,395	8.76
PERS Contributions	13,393	8.59	26,331	1.63
Health Benefits	6,509	4.18	26,074	1.62
Life Insurance	733	0.47	1,307	0.08
Disability Insurance	-	0.00	3,560	0.22
Office Liability Insurance	583	0.37	2,330	0.14
General Manager - Wellness Program	-	0.00	-	0.00
Auto Allowance	1,385	0.89	3,831	0.24
Payroll Tax Expense	745	0.48	2,085	0.13
Payroll Services	288	0.18	850	0.05
Admin - Training/Conferences/Travel/Mtgs	1,113	0.71	4,701	0.29
Risk Mgmt -Conferences/Travel/Meetings	704	0.45	1,003	0.06
Risk Mgmt - Training & Supplies	-	0.00	2,000	0.12
Temporary Services	-	0.00	-	0.00
Accounting Services	-	0.00	-	0.00
Actuarial Services	12,500	8.02	12,500	0.77
Audit - Claims	-	0.00	-	0.00
Audit - Financial	2,305	1.48	10,200	0.63
Computer Programming	-	0.00	-	0.00
Info Systems Technical Support	1,070	0.69	3,700	0.23
Legal - Board Counsel - G&A	5,296	3.40	13,773	0.85
Legal - Board Counsel - Claims	33	0.02	1,535	0.10
Other Claim Expenses	-	0.00	-	0.00
Legal - Outside - G&A	-	0.00	-	0.00
Treasurer Fees	300	0.19	900	0.06
Other Consultants	(3,288)	(2.11)	(1,938)	(0.12)
Other Consultants - Property	-	0.00	-	0.00
Claims Adjustment Fee - Property	-	0.00	-	0.00
Bond Premiums	443	0.28	1,772	0.11
Copying/Printing	-	0.00	149	0.01

CJPRMA
STATEMENT OF OPERATIONS
For the Four Months Ending October 31, 2009
All Departments

	October	% to Net Income	YTD	% to Net Income
Computer H/W & S/W Expensed	-	0.00	-	0.00
Depreciation	3,533	2.27	14,099	0.87
Dues/Memberships	484	0.31	784	0.05
CAJPA Accreditation	-	0.00	-	0.00
Equipment Rental	1,878	1.20	8,229	0.51
Maintenance & Repair - Equipment	57	0.04	228	0.01
Capital Outlay	-	0.00	-	0.00
Furniture & Equipment Expensed	-	0.00	1,437	0.09
Office Rent	6,615	4.24	26,460	1.64
Montevina Assn Dues	-	0.00	10,812	0.67
Montevina Utilities	62	0.04	246	0.02
Office Supplies	341	0.22	1,142	0.07
Postage/Shipping	151	0.10	495	0.03
Publications	1,705	1.09	6,621	0.41
Promotion/Advertising	-	0.00	-	0.00
Telecommunications	880	0.56	3,942	0.24
SPARTA/Spec Events Program	-	0.00	-	0.00
Personnel Recruitment	-	0.00	-	0.00
Workers' Comp. Insurance	-	0.00	1,068	0.07
Annual Retreat	-	0.00	-	0.00
Board Meeting Expense	1,626	1.04	1,856	0.12
Gen'l Liability - Training	-	0.00	-	0.00
BOD - Brd Mtg Travel Expense	1,028	0.66	3,920	0.24
BOD - Conferences	2,247	1.44	8,897	0.55
Asset Management Fees - Chandler	8,029	5.15	31,760	1.97
RMIS - Hosting	-	0.00	3,000	0.19
RMIS - Support	-	0.00	3,500	0.22
Bank Charges	3,862	2.48	7,479	0.46
Risk Control Online Service	8,750	5.61	8,750	0.54
Other Expenses	158	0.10	158	0.01
Contingency Fund	-	0.00	-	0.00
Allocated G&A - Liability	(1,000)	(0.64)	(4,000)	(0.25)
Allocated G&A - Property	917	0.59	3,668	0.23
Allocated G&A - Boiler & Machinery	-	0.00	-	0.00
Allocated G&A - Auto Physical Damage	83	0.05	332	0.02
Total Expense	<u>135,989</u>	<u>87.25</u>	<u>402,940</u>	<u>24.97</u>
Net Operating Income (Loss)	(260,469)	(167.11)	(1,035,860)	(64.19)
Investment Income				
Interest Income - Liability	297,981	191.18	1,187,336	73.58
Realized Gain on Investment	-	0.00	108,757	6.74
Unrealized Gain on Investment	118,354	75.93	1,353,229	83.86
Total Investment Income	<u>416,335</u>	<u>267.11</u>	<u>2,649,322</u>	<u>164.18</u>
Other Income/ Expense				
Gain on disposal of asset	-	0.00	-	0.00
Other Income	-	0.00	227	0.01
Net Income (Loss)	<u>155,866</u>	<u>100.00</u>	<u>1,613,690</u>	<u>100.00</u>

CJPRMA
STATEMENT OF OPERATIONS
For the Four Months Ending October 31, 2009
Liability

	October	% to Net Income	YTD	% to Net Income
Operating Revenues				
Member Contributions	817,999	527.39	3,271,996	205.09
Fees Earned	-	0.00	-	0.00
Other Income	-	0.00	-	0.00
Total Operating Revenues	<u>817,999</u>	<u>527.39</u>	<u>3,271,996</u>	<u>205.09</u>
Claim Expense				
Settlement Reimbursements	-	0.00	-	0.00
Current Year Loss Provision	750,000	483.55	3,150,000	197.45
Loss Reserve Adjustment (Prior Year)	-	0.00	-	0.00
Insurance Premiums	<u>193,467</u>	<u>124.73</u>	<u>773,868</u>	<u>48.51</u>
Total Claim Expense	<u>943,467</u>	<u>608.28</u>	<u>3,923,868</u>	<u>245.95</u>
Gross Profit (Loss)	(125,468)	(80.89)	(651,872)	(40.86)
Operating Expenses				
Salaries	50,473	32.54	141,395	8.86
PERS Contributions	13,393	8.63	26,331	1.65
Health Benefits	6,509	4.20	26,074	1.63
Life Insurance	733	0.47	1,307	0.08
Disability Insurance	-	0.00	3,560	0.22
Office Liability Insurance	583	0.38	2,330	0.15
General Manager - Wellness Program	-	0.00	-	0.00
Auto Allowance	1,385	0.89	3,831	0.24
Payroll Tax Expense	745	0.48	2,085	0.13
Payroll Services	288	0.19	850	0.05
Admin - Training/Conferences/Travel/Mtgs	1,113	0.72	4,701	0.29
Risk Mgmt - Conferences/Travel/Mtgs	704	0.45	1,003	0.06
Risk Mgmt - Training & Materials	-	0.00	2,000	0.13
Temporary Services	-	0.00	-	0.00
Accounting Services	-	0.00	-	0.00
Actuarial Services	12,500	8.06	12,500	0.78
Audit - Claims	-	0.00	-	0.00
Audit - Financial	2,305	1.49	10,200	0.64
Computer Programming	-	0.00	-	0.00
Info Systems Technical Support	1,070	0.69	3,700	0.23
Legal - Board Counsel - G&A	5,296	3.41	13,773	0.86
Legal - Board Counsel - Claims	33	0.02	1,535	0.10
Other Claim Expenses	-	0.00	-	0.00
Legal - Outside - G&A	-	0.00	-	0.00
Treasurer Fees	300	0.19	900	0.06
Other Consultants	(3,288)	(2.12)	(1,938)	(0.12)
Bond Premiums	443	0.29	1,772	0.11
Copying/Printing	-	0.00	149	0.01
Computer H/W & S/W Expensed	-	0.00	-	0.00
Depreciation	3,533	2.28	14,099	0.88

CJPRMA
STATEMENT OF OPERATIONS
For the Four Months Ending October 31, 2009
Liability

	October	% to Net Income	YTD	% to Net Income
Dues/Memberships	484	0.31	784	0.05
CAJPA Accreditation	-	0.00	-	0.00
Equipment Rental	1,878	1.21	8,229	0.52
Maintenance & Repair - Equipment	57	0.04	228	0.01
Capital Outlay	-	0.00	-	0.00
Furniture & Equipment Expensed	-	0.00	1,437	0.09
Office Rent	6,615	4.26	26,460	1.66
Montevina Assn Dues	-	0.00	10,812	0.68
Montevina Utilities	62	0.04	246	0.02
Office Supplies	341	0.22	1,142	0.07
Postage/Shipping	151	0.10	495	0.03
Publications	1,705	1.10	6,621	0.41
Promotion/Advertising	-	0.00	-	0.00
Telecommunications	880	0.57	3,942	0.25
SPARTA/Spec Event Prog Policy	-	0.00	-	0.00
Personel Recruitment	-	0.00	-	0.00
Workers' Comp. Insurance	-	0.00	1,068	0.07
Annual Retreat	-	0.00	-	0.00
Board Meeting Expense	1,626	1.05	1,856	0.12
Gen'l Liability - Training	-	0.00	-	0.00
BOD - Brd Mtg Travel Expense	1,028	0.66	3,920	0.25
BOD - Conferences	2,247	1.45	8,897	0.56
Asset Management Fees - Chandler	8,029	5.18	31,760	1.99
RMIS - Hosting	-	0.00	3,000	0.19
RMIS - Support	-	0.00	3,500	0.22
Bank Charges	3,862	2.49	7,479	0.47
Bank Charges	8,750	5.64	8,750	0.55
Other Expenses	158	0.10	158	0.01
Contingency Fund	-	0.00	-	0.00
Allocated G&A - Liability	(1,000)	(0.64)	(4,000)	(0.25)
Total Expense	<u>134,989</u>	<u>87.03</u>	<u>398,940</u>	<u>25.01</u>
Net Operating Income (Loss)	(260,457)	(167.92)	(1,050,812)	(65.87)
Investment Income				
Interest Income	297,206	191.62	1,183,966	74.21
Realized Gain on Investment	-	0.00	108,757	6.82
Unrealized Gain on Investment	<u>118,354</u>	<u>76.31</u>	<u>1,353,229</u>	<u>84.82</u>
Total Investment Income	415,561	267.92	2,645,952	165.85
Other Income/Expense				
Gain on disposal of asset	-	0.00	-	0.00
Other Income	<u>-</u>	<u>0.00</u>	<u>227</u>	<u>0.01</u>
Net Income (Loss)	<u>155,104</u>	<u>100.00</u>	<u>1,595,368</u>	<u>100.00</u>

CJPRMA
STATEMENT OF OPERATIONS
For the Four Months Ending October 31, 2009
Property

	October	% to	YTD	% to
		Net Income		Net Income
Operating Revenues				
Member Contributions	\$ 205,542	0.00	\$ 822,168	0.00
Appraisal Fees	-	0.00	15,000	0.00
Fees Earned	917	0.00	3,668	0.00
Other Income	<u>-</u>	<u>0.00</u>	<u>-</u>	0.00
Total Operating Revenues	206,459	0.00	840,836	0.00
Claim Expense				
Settlements Paid	-	0.00	-	0.00
Settlement Reimbursements	-	0.00	-	0.00
Insurance Premiums	205,542	0.00	822,168	0.00
PY Ins Premium Adj	<u>-</u>	<u>0.00</u>	<u>-</u>	0.00
Total Claim Expense	<u>205,542</u>	<u>0.00</u>	<u>822,168</u>	0.00
Gross Profit (Loss)	917	0.00	18,668	0.00
Operating Expenses				
Claims Adjustment Fee	-	0.00	-	0.00
Allocated G&A - Property	917	0.00	3,668	0.00
Other Consultants - Property	<u>-</u>	<u>0.00</u>	<u>-</u>	<u>0.00</u>
Total Operating Expenses	<u>917</u>	<u>0.00</u>	<u>3,668</u>	<u>0.00</u>
Net Income (Loss)	<u>\$ -</u>	<u>100.00</u>	<u>\$ 15,000</u>	<u>100.00</u>

CJPRMA
STATEMENT OF OPERATIONS
For the Four Months Ending October 31, 2009
Boiler and Machinery

	October	% to Net Income	YTD	% to Net Income
Operating Revenues				
Member Contributions	\$ 29,425	0.00	\$ 117,700	0.00
Total Operating Revenues	<u>29,425</u>	0.00	<u>117,700</u>	0.00
Claim Expense				
Settlements Paid - B&M	-	0.00	-	0.00
Settlement Reimbursements - B&M	-	0.00	-	0.00
Insurance Premiums	29,425	0.00	117,700	0.00
PY Ins Premium Adj	<u>0</u>	0.00	<u>0</u>	0.00
Total Claim Expense	<u>29,425</u>	0.00	<u>117,700</u>	0.00
Operating Expenses				
Allocated G&A - B&M	<u>-</u>	0.00	<u>-</u>	0.00
Total Operating Expenses	-		-	
Investment Income	<u>-</u>	0.00	<u>-</u>	0.00
Net Income (Loss)	<u>\$ (0)</u>	<u>100.00</u>	<u>\$ (0)</u>	<u>100.00</u>

CJPRMA
STATEMENT OF OPERATIONS
For the Four Months Ending October 31, 2009
Auto Physical Damage

	October	% to	YTD	% to
		Net Income		Net Income
Operating Revenues				
Member Contributions	\$ 24,660	0.00	\$ 98,640	0.00
PY Member Contributions	-	-	-	0.00
Fees Earned	<u>83</u>	<u>0.00</u>	<u>332</u>	<u>0.00</u>
Total Operating Revenues	24,743	0.00	98,972	0.00
Claim Expense				
Settlements Paid	35,728	0.00	40,602	0.00
Settlement Reimbursements	(35,728)	0.00	(40,602)	0.00
Insurance Premiums	24,672	0.00	98,688	0.00
PY Ins Premium Adj	<u>-</u>	<u>0.00</u>	<u>-</u>	<u>0.00</u>
Total Claim Expense	<u>24,672</u>	<u>0.00</u>	<u>98,688</u>	<u>0.00</u>
Gross Profit (Loss)	71	0.00	284	0.00
Operating Expenses				
Allocated G&A - Auto Physical Damage	<u>83</u>	<u>0.00</u>	<u>332</u>	<u>0.00</u>
Total Operating Expenses	83	0.00	332	0.00
Operating Income (Loss)	(12)	0.00	(48)	0.00
Net Income (Loss)	<u>\$ (12)</u>	<u>100.00</u>	<u>\$ (48)</u>	<u>100.00</u>

CJPRMA
STATEMENT OF OPERATIONS
For the Four Months Ending October 31, 2009
Workers' Compensation

	October	% to Net Income	YTD	% to Net Income
Operating Revenues	\$0	0.00	\$0	0.00
Claim Expense	0	0.00	0	0.00
Operating Expenses	0	0.00	0	0.00
Investment Income				
Interest Income	<u>775</u>	<u>100.00</u>	<u>3370</u>	<u>100.00</u>
Total Investment Income	<u>775</u>	<u>100.00</u>	<u>3370</u>	<u>100.00</u>
Net Income (Loss)	<u>\$775</u>	<u>100.00</u>	<u>\$3,370</u>	<u>100.00</u>

CJPRMA
ACTUAL EXPENSES VS BUDGET
For the Four Months Ending October 31, 2009

	Annual Budget FY 09/10 100%	Budget YTD 33%	Expense YTD	% of Annual Budget	Variance under/ (over)
Personnel					
Salaries	\$ 460,000	\$ 153,333	\$ 141,395	30.7%	\$ 11,939
Auto Allowance	12,000	4,000	3,831	31.9%	169
PERS Contributions	84,450	28,150	26,331	31.2%	1,819
Health Benefits	78,347	26,116	26,074	33.3%	42
Life Insurance	5,000	1,667	1,307	26.1%	360
Disability Insurance	9,500	3,167	3,560	37.5%	(393)
Workers' Comp. Insurance	5,500	1,833	1,068	19.4%	765
Payroll Tax Expense	6,687	2,229	2,085	31.2%	144
General Manager - Wellness Program	1,800	600	-	0.0%	600
Total Personnel Expenses	663,284	221,095	205,651	31.0%	15,443
Maintenance & Operation					
Office Rent	80,000	26,667	26,460	33.1%	206
Montevina Assn Dues	22,000	7,333	10,812	49.1%	(3,478)
Montevina Utilities	15,000	5,000	246	1.6%	4,754
Montevina Relocation Expense	14,416	4,805	-	0.0%	4,805
Equipment Rental	30,000	10,000	8,229	27.4%	1,771
Maintenance & Repair - Equipment	2,000	667	228	11.4%	439
Office Liability Insurance	6,000	2,000	2,330	38.8%	(330)
Bond Premiums	5,400	1,800	1,772	32.8%	28
Payroll Services	2,700	900	850	31.5%	50
Tuition Reimbursement	500	167	-	0.0%	167
Office Supplies	7,000	2,333	1,142	16.3%	1,191
Telecommunications	11,000	3,667	3,942	35.8%	(275)
SPARTA/Spec Event Prog Policy	-	-	-	0.0%	-
Postage/Shipping	4,000	1,333	495	12.4%	838
Personnel Recruitment	2,500	833	-	0.0%	833
Dues/Memberships	3,500	1,167	784	22.4%	383
Publications	20,000	6,667	6,621	33.1%	46
Copying/Printing	15,000	5,000	149	1.0%	4,851
Promotion/Advertising	-	-	-	0.0%	-
CIPRA	-	-	-	0.0%	-
CAJPA Accreditation	-	-	-	0.0%	-
Furniture & Equipment Expensed	4,000	1,333	1,437	35.9%	(103)
Computer H/W & S/W Expensed	10,000	3,333	-	0.0%	3,333
Info Systems Technical Support	15,000	5,000	3,700	24.7%	1,300
Computer Programming	2,500	833	-	0.0%	833
Actuarial Services	16,000	5,333	12,500	78.1%	(7,167)
Audit - Financial	16,000	5,333	10,200	63.8%	(4,867)
Audit - Claims	53,000	17,667	-	0.0%	17,667
Temporary Services	2,000	667	-	0.0%	667
Accounting Services	2,000	667	-	0.0%	667
Legal - Board Counsel - G&A	30,000	10,000	13,773	45.9%	(3,773)
Legal - Board Counsel - Claims	85,000	28,333	10,527	12.4%	17,806

CJPRMA
ACTUAL EXPENSES VS BUDGET
For the Four Months Ending October 31, 2009

	Annual Budget FY 09/10 100%	Budget YTD 33%	Expense YTD	% of Annual Budget	Variance under/ (over)
Legal - Outside - G&A	1,500	500	-	0.0%	500
Legal - Outside - Claims	500,000	166,667	250,115	50.0%	(83,448)
Other Claim Expenses	100,000	33,333	81,616	81.6%	(48,282)
Treasurer Fees	3,600	1,200	900	25.0%	300
Other Consultants	5,000	1,667	(1,938)	-38.8%	3,605
Admin - Conferences/Travel/Mtgs	13,000	4,333	4,701	36.2%	(368)
Risk Mgmt - Conferences/Travel/Mtgs	8,000	2,667	1,003	12.5%	1,663
Risk Mgmt - Training & Supplies	75,000	25,000	2,000	2.7%	23,000
Gen'l Liability - Training	10,000	3,333	-	0.0%	3,333
BOD - Brd Mtg Travel Exp	12,000	4,000	3,920	32.7%	80
BOD - Conferences	35,000	11,667	8,897	25.4%	2,770
Board Meeting Expense	15,000	5,000	1,856	12.4%	3,144
Annual Retreat	40,000	13,333	-	0.0%	13,333
CSRMA Risk Control Online Serv	46,600	15,533	8,750	18.8%	6,783
Asset Management Fees	100,000	33,333	31,760	31.8%	1,573
RMIS - Hosting	16,000	5,333	3,000	18.8%	2,333
RMIS - Support	14,000	4,667	3,500	25.0%	1,167
Bank Charges	12,000	4,000	7,479	62.3%	(3,479)
Other Expenses	3,500	1,167	158	4.5%	1,009
Contingency Fund	25,000	8,333	-	0.0%	8,333
Total Maint. & Op. Expenses	1,511,716	503,905	523,913	34.7%	(20,008)
Capital Outlay					
Capital Outlay	35,000	11,667	-	0.0%	11,667
Total Capital Outlay	35,000	11,667	-	0.0%	11,667
Subtotal	2,210,000	736,667	729,564	33.0%	7,102
Less:					
Assessment Against Liability Reserve	685,000	228,333	342,258	50.0%	(113,925)
Assessment Against Interest	100,000	33,333	31,760	31.8%	1,573
Total G&A	\$ 1,425,000	\$ 475,000	\$ 355,547	25.0%	\$ 119,453

CJPRMA
STATEMENT OF NET ASSETS
As of November 30, 2009

Current Assets	
Cash	\$ 6,807,878
Investments	92,298,917
Interest Receivable	975,182
Accounts Receivable	19,296
Prepaid Insurance	3,171,741
Other Prepays	21,501
Deposits	114,540
Due from Property to Liability	<u>-</u>
Total Current Assets	103,409,055
Capital Assets	
Equipment	247,871
Office Furniture	46,358
Work in Progress - Building	2,118,535
Accumulated Depreciation	<u>(176,091)</u>
Net Capital Assets	2,236,673
TOTAL ASSETS	<u>\$ 105,645,728</u>
Current Liabilities	
Unearned Contributions	\$ 7,556,963
Accounts Payable	1,440,216
Accrued Liabilities	(1,346)
Accrued Employee Benefits	2,543
Due to Liability from Property	<u>-</u>
Total Current Liabilities	8,998,375
Noncurrent Liabilities	
Reserve for Loss-Liability	46,227,679
Reserve for Loss-Workers' Compensation	<u>57,670</u>
Total Noncurrent Liabilities	46,285,349
TOTAL LIABILITIES	<u>55,283,725</u>
Net Assets	
Current Year Earnings	3,046,507
Retained Earnings-Liability	42,601,441
Retained Earnings-Workers' Compensation	181,078
Retained Earnings-Property	(2,613)
Excess Loss Fund	4,535,591
Member Refunds	<u>-</u>
TOTAL NET ASSETS	<u>\$ 50,362,003</u>

CJPRMA
STATEMENT OF OPERATIONS
For the Five Months Ending November 30, 2009
All Departments

	November	% to Net Income	YTD	% to Net Income
Operating Revenues				
Member Contributions	1,078,566	75.28	5,404,070	177.39
PY Member Contributions	-	0.00	-	0.00
Fees Earned	1,000	0.07	5,000	0.16
Appraisal Fees	-	0.00	-	0.00
Other Income	-	0.00	-	0.00
Total Operating Revenues	<u>1,079,566</u>	<u>75.35</u>	<u>5,409,070</u>	<u>177.55</u>
Claim Expense				
Settlements Paid	-	0.00	40,602	1.33
Settlement Reimbursements	-	0.00	(40,602)	(1.33)
Current Year Loss Provision	750,000	52.34	3,900,000	128.02
Loss Reserve Adjustment (Prior Year)	-	0.00	-	0.00
Insurance Premiums	453,106	31.62	2,265,530	74.36
PY Premium Adj	-	-	-	0.00
Total Claim Expense	<u>1,203,106</u>	<u>83.97</u>	<u>6,165,530</u>	<u>202.38</u>
Gross Profit (Loss)	(123,540)	(8.62)	(756,460)	(24.83)
Operating Expenses				
Salaries	33,649	2.35	175,043	5.75
PERS Contributions	9,886	0.69	36,217	1.19
Health Benefits	6,509	0.45	32,583	1.07
Life Insurance	176	0.01	1,483	0.05
Disability Insurance	-	0.00	3,560	0.12
Office Liability Insurance	583	0.04	2,913	0.10
General Manager - Wellness Program	-	0.00	-	0.00
Auto Allowance	923	0.06	4,754	0.16
Payroll Tax Expense	501	0.03	2,586	0.08
Payroll Services	180	0.01	1,030	0.03
Admin - Training/Conferences/Travel/Mtgs	520	0.04	5,221	0.17
Risk Mgmt -Conferences/Travel/Meetings	72	0.01	1,076	0.04
Risk Mgmt - Training & Supplies	-	0.00	2,000	0.07
Temporary Services	-	0.00	-	0.00
Accounting Services	-	0.00	-	0.00
Actuarial Services	-	0.00	12,500	0.41
Audit - Claims	-	0.00	-	0.00
Audit - Financial	-	0.00	10,200	0.33
Computer Programming	-	0.00	-	0.00
Info Systems Technical Support	1,070	0.07	4,770	0.16
Legal - Board Counsel - G&A	4,215	0.29	17,988	0.59
Legal - Board Counsel - Claims	-	0.00	1,535	0.05
Other Claim Expenses	-	0.00	-	0.00
Legal - Outside - G&A	-	0.00	-	0.00
Treasurer Fees	300	0.02	1,200	0.04
Other Consultants	-	0.00	(1,938)	(0.06)
Other Consultants - Property	-	0.00	-	0.00
Claims Adjustment Fee - Property	-	0.00	-	0.00
Bond Premiums	443	0.03	2,215	0.07
Copying/Printing	-	0.00	149	0.00

CJPRMA
STATEMENT OF OPERATIONS
For the Five Months Ending November 30, 2009
All Departments

	November	% to Net Income	YTD	% to Net Income
Computer H/W & S/W Expensed	-	0.00	-	0.00
Depreciation	3,533	0.25	17,632	0.58
Dues/Memberships	-	0.00	784	0.03
CAJPA Accreditation	-	0.00	-	0.00
Equipment Rental	1,838	0.13	10,067	0.33
Maintenance & Repair - Equipment	57	0.00	285	0.01
Capital Outlay	-	0.00	-	0.00
Furniture & Equipment Expensed	-	0.00	1,437	0.05
Office Rent	6,615	0.46	33,075	1.09
Montevina Assn Dues	-	0.00	10,812	0.35
Montevina Utilities	-	0.00	246	0.01
Office Supplies	795	0.06	1,937	0.06
Postage/Shipping	116	0.01	611	0.02
Publications	1,696	0.12	8,317	0.27
Promotion/Advertising	-	0.00	-	0.00
Telecommunications	1,092	0.08	5,034	0.17
SPARTA/Spec Events Program	-	0.00	-	0.00
Personnel Recruitment	-	0.00	-	0.00
Workers' Comp. Insurance	1,281	0.09	2,349	0.08
Annual Retreat	-	0.00	-	0.00
Board Meeting Expense	1,316	0.09	3,172	0.10
Gen'l Liability - Training	-	0.00	-	0.00
BOD - Brd Mtg Travel Expense	-	0.00	3,920	0.13
BOD - Conferences	916	0.06	9,813	0.32
Asset Management Fees - Chandler	8,118	0.57	39,878	1.31
RMIS - Hosting	-	0.00	3,000	0.10
RMIS - Support	-	0.00	3,500	0.11
Bank Charges	110	0.01	7,589	0.25
Risk Control Online Service	72,250	5.04	81,000	2.66
Other Expenses	44	0.00	202	0.01
Contingency Fund	-	0.00	-	0.00
Allocated G&A - Liability	(1,000)	(0.07)	(5,000)	(0.16)
Allocated G&A - Property	917	0.06	4,585	0.15
Allocated G&A - Boiler & Machinery	-	0.00	-	0.00
Allocated G&A - Auto Physical Damage	83	0.01	415	0.01
Total Expense	<u>158,804</u>	<u>11.08</u>	<u>561,744</u>	<u>18.44</u>
Net Operating Income (Loss)	(282,344)	(19.71)	(1,318,204)	(43.27)
Investment Income				
Interest Income - Liability	294,722	20.57	1,482,057	48.65
Realized Gain on Investment	412,973	28.82	521,730	17.13
Unrealized Gain on Investment	<u>1,007,467</u>	<u>70.31</u>	<u>2,360,696</u>	<u>77.49</u>
Total Investment Income	1,715,161	119.71	4,364,483	143.26
Other Income/ Expense				
Gain on disposal of asset	-	0.00	-	0.00
Other Income	-	0.00	227	0.01
Net Income (Loss)	<u>1,432,817</u>	<u>100.00</u>	<u>3,046,507</u>	<u>100.00</u>

CJPRMA
STATEMENT OF OPERATIONS
For the Five Months Ending November 30, 2009
Liability

	November	% to Net Income	YTD	% to Net Income
Operating Revenues				
Member Contributions	818,939	57.23	4,090,935	135.18
Fees Earned	-	0.00	-	0.00
Other Income	-	0.00	-	0.00
Total Operating Revenues	<u>818,939</u>	<u>57.23</u>	<u>4,090,935</u>	<u>135.18</u>
Claim Expense				
Settlement Reimbursements	-	0.00	-	0.00
Current Year Loss Provision	750,000	52.41	3,900,000	128.87
Loss Reserve Adjustment (Prior Year)	-	0.00	-	0.00
Insurance Premiums	<u>193,467</u>	<u>13.52</u>	<u>967,335</u>	<u>31.96</u>
Total Claim Expense	<u>943,467</u>	<u>65.93</u>	<u>4,867,335</u>	<u>160.83</u>
Gross Profit (Loss)	(124,528)	(8.70)	(776,400)	(25.65)
Operating Expenses				
Salaries	33,649	2.35	175,043	5.78
PERS Contributions	9,886	0.69	36,217	1.20
Health Benefits	6,509	0.45	32,583	1.08
Life Insurance	176	0.01	1,483	0.05
Disability Insurance	-	0.00	3,560	0.12
Office Liability Insurance	583	0.04	2,913	0.10
General Manager - Wellness Program	-	0.00	-	0.00
Auto Allowance	923	0.06	4,754	0.16
Payroll Tax Expense	501	0.03	2,586	0.09
Payroll Services	180	0.01	1,030	0.03
Admin - Training/Conferences/Travel/Mtgs	520	0.04	5,221	0.17
Risk Mgmt - Conferences/Travel/Mtgs	72	0.01	1,076	0.04
Risk Mgmt - Training & Materials	-	0.00	2,000	0.07
Temporary Services	-	0.00	-	0.00
Accounting Services	-	0.00	-	0.00
Actuarial Services	-	0.00	12,500	0.41
Audit - Claims	-	0.00	-	0.00
Audit - Financial	-	0.00	10,200	0.34
Computer Programming	-	0.00	-	0.00
Info Systems Technical Support	1,070	0.07	4,770	0.16
Legal - Board Counsel - G&A	4,215	0.29	17,988	0.59
Legal - Board Counsel - Claims	-	0.00	1,535	0.05
Other Claim Expenses	-	0.00	-	0.00
Legal - Outside - G&A	-	0.00	-	0.00
Treasurer Fees	300	0.02	1,200	0.04
Other Consultants	-	0.00	(1,938)	(0.06)
Bond Premiums	443	0.03	2,215	0.07
Copying/Printing	-	0.00	149	0.00
Computer H/W & S/W Expensed	-	0.00	-	0.00
Depreciation	3,533	0.25	17,632	0.58

CJPRMA
STATEMENT OF OPERATIONS
For the Five Months Ending November 30, 2009
Liability

	November	% to Net Income	YTD	% to Net Income
Dues/Memberships	-	0.00	784	0.03
CAJPA Accreditation	-	0.00	-	0.00
Equipment Rental	1,838	0.13	10,067	0.33
Maintenance & Repair - Equipment	57	0.00	285	0.01
Capital Outlay	-	0.00	-	0.00
Furniture & Equipment Expensed	-	0.00	1,437	0.05
Office Rent	6,615	0.46	33,075	1.09
Montevina Assn Dues	-	0.00	10,812	0.36
Montevina Utilities	-	0.00	246	0.01
Office Supplies	795	0.06	1,937	0.06
Postage/Shipping	116	0.01	611	0.02
Publications	1,696	0.12	8,317	0.27
Promotion/Advertising	-	0.00	-	0.00
Telecommunications	1,092	0.08	5,034	0.17
SPARTA/Spec Event Prog Policy	-	0.00	-	0.00
Personel Recruitment	-	0.00	-	0.00
Workers' Comp. Insurance	1,281	0.09	2,349	0.08
Annual Retreat	-	0.00	-	0.00
Board Meeting Expense	1,316	0.09	3,172	0.10
Gen'l Liability - Training	-	0.00	-	0.00
BOD - Brd Mtg Travel Expense	-	0.00	3,920	0.13
BOD - Conferences	916	0.06	9,813	0.32
Asset Management Fees - Chandler	8,118	0.57	39,878	1.32
RMIS - Hosting	-	0.00	3,000	0.10
RMIS - Support	-	0.00	3,500	0.12
Bank Charges	110	0.01	7,589	0.25
Risk Control Online Service	72,250	5.05	81,000	2.68
Other Expenses	44	0.00	202	0.01
Contingency Fund	-	0.00	-	0.00
Allocated G&A - Liability	(1,000)	(0.07)	(5,000)	(0.17)
Total Expense	<u>157,804</u>	<u>11.03</u>	<u>556,744</u>	<u>18.40</u>
Net Operating Income (Loss)	(282,332)	(19.73)	(1,333,144)	(44.05)
Investment Income				
Interest Income	292,882	20.47	1,476,848	48.80
Realized Gain on Investment	412,973	28.86	521,730	17.24
Unrealized Gain on Investment	<u>1,007,467</u>	<u>70.40</u>	<u>2,360,696</u>	<u>78.00</u>
Total Investment Income	1,713,321	119.73	4,359,273	144.04
Other Income/Expense				
Gain on disposal of asset	-	0.00	-	0.00
Other Income	-	0.00	227	0.01
Net Income (Loss)	<u>1,430,989</u>	<u>100.00</u>	<u>3,026,357</u>	<u>100.00</u>

CJPRMA
STATEMENT OF OPERATIONS
For the Five Months Ending November 30, 2009
Property

	November	% to Net Income	YTD	% to Net Income
Operating Revenues				
Member Contributions	\$ 205,542	0.00	\$ 1,027,710	0.00
Appraisal Fees	-	0.00	15,000	0.00
Fees Earned	917	0.00	4,585	0.00
Other Income	<u>-</u>	<u>0.00</u>	<u>-</u>	<u>0.00</u>
Total Operating Revenues	206,459	0.00	1,047,295	0.00
Claim Expense				
Settlements Paid	-	0.00	-	0.00
Settlement Reimbursements	-	0.00	-	0.00
Insurance Premiums	205,542	0.00	1,027,710	0.00
PY Ins Premium Adj	<u>-</u>	<u>0.00</u>	<u>-</u>	<u>0.00</u>
Total Claim Expense	<u>205,542</u>	<u>0.00</u>	<u>1,027,710</u>	<u>0.00</u>
Gross Profit (Loss)	917	0.00	19,585	0.00
Operating Expenses				
Claims Adjustment Fee	-	0.00	-	0.00
Allocated G&A - Property	917	0.00	4,585	0.00
Other Consultants - Property	<u>-</u>	<u>0.00</u>	<u>-</u>	<u>0.00</u>
Total Operating Expenses	<u>917</u>	<u>0.00</u>	<u>4,585</u>	<u>0.00</u>
Net Income (Loss)	<u>\$ -</u>	<u>100.00</u>	<u>\$ 15,000</u>	<u>100.00</u>

CJPRMA
STATEMENT OF OPERATIONS
For the Five Months Ending November 30, 2009
Boiler and Machinery

	November	% to	YTD	% to
		Net Income		Net Income
Operating Revenues				
Member Contributions	\$ 29,425	<u>0.00</u>	\$ 147,125	<u>0.00</u>
Total Operating Revenues	29,425	0.00	147,125	0.00
Claim Expense				
Settlements Paid - B&M	-	0.00	-	0.00
Settlement Reimbursements - B&M	-	0.00	-	0.00
Insurance Premiums	29,425	0.00	147,125	0.00
PY Ins Premium Adj	<u>0</u>	<u>0.00</u>	<u>0</u>	<u>0.00</u>
Total Claim Expense	<u>29,425</u>	<u>0.00</u>	<u>147,125</u>	<u>0.00</u>
Operating Expenses				
Allocated G&A - B&M	<u>-</u>	<u>0.00</u>	<u>-</u>	<u>0.00</u>
Total Operating Expenses	-		-	
Investment Income	<u>-</u>	<u>0.00</u>	<u>-</u>	<u>0.00</u>
Net Income (Loss)	<u>\$ (0)</u>	<u>100.00</u>	<u>\$ (0)</u>	<u>100.00</u>

CJPRMA
STATEMENT OF OPERATIONS
For the Five Months Ending November 30, 2009
Auto Physical Damage

	November	% to	YTD	% to
		Net Income		Net Income
Operating Revenues				
Member Contributions	\$ 24,660	0.00	\$ 123,300	0.00
PY Member Contributions	-	-	-	0.00
Fees Earned	<u>83</u>	<u>0.00</u>	<u>415</u>	<u>0.00</u>
Total Operating Revenues	24,743	0.00	123,715	0.00
Claim Expense				
Settlements Paid	-	0.00	40,602	0.00
Settlement Reimbursements	-	0.00	(40,602)	0.00
Insurance Premiums	24,672	0.00	123,360	0.00
PY Ins Premium Adj	<u>-</u>	<u>0.00</u>	<u>-</u>	<u>0.00</u>
Total Claim Expense	<u>24,672</u>	<u>0.00</u>	<u>123,360</u>	<u>0.00</u>
Gross Profit (Loss)	71	0.00	355	0.00
Operating Expenses				
Allocated G&A - Auto Physical Damage	<u>83</u>	<u>0.00</u>	<u>415</u>	<u>0.00</u>
Total Operating Expenses	83	0.00	415	0.00
Operating Income (Loss)	(12)	0.00	(60)	0.00
Net Income (Loss)	<u>\$ (12)</u>	<u>100.00</u>	<u>\$ (60)</u>	<u>100.00</u>

CJPRMA
STATEMENT OF OPERATIONS
For the Five Months Ending November 30, 2009
Workers' Compensation

	November	% to Net Income	YTD	% to Net Income
Operating Revenues	\$0	0.00	\$0	0.00
Claim Expense	0	0.00	0	0.00
Operating Expenses	0	0.00	0	0.00
Investment Income				
Interest Income	<u>1840</u>	<u>100.00</u>	<u>5210</u>	<u>100.00</u>
Total Investment Income	1840	100.00	5210	100.00
Net Income (Loss)	<u>\$1,840</u>	<u>100.00</u>	<u>\$5,210</u>	<u>100.00</u>

CJPRMA
ACTUAL EXPENSES VS BUDGET
For the Five Months Ending November 30, 2009

	Annual Budget FY 09/10 100%	Budget YTD 42%	Expense YTD	% of Annual Budget	Variance under/ (over)
Personnel					
Salaries	\$ 460,000	\$ 191,667	\$ 175,043	38.1%	\$ 16,623
Auto Allowance	12,000	5,000	4,754	39.6%	246
PERS Contributions	84,450	35,187	36,217	42.9%	(1,030)
Health Benefits	78,347	32,645	32,583	41.6%	61
Life Insurance	5,000	2,083	1,483	29.7%	600
Disability Insurance	9,500	3,958	3,560	37.5%	398
Workers' Comp. Insurance	5,500	2,292	2,349	42.7%	(57)
Payroll Tax Expense	6,687	2,786	2,586	38.7%	200
General Manager - Wellness Program	1,800	750	-	0.0%	750
Total Personnel Expenses	663,284	276,368	258,576	39.0%	17,792
Maintenance & Operation					
Office Rent	80,000	33,333	33,075	41.3%	258
Montevina Assn Dues	22,000	9,167	10,812	49.1%	(1,645)
Montevina Utilities	15,000	6,250	246	1.6%	6,004
Montevina Relocation Expense	14,416	6,007	-	0.0%	6,007
Equipment Rental	30,000	12,500	10,067	33.6%	2,433
Maintenance & Repair - Equipment	2,000	833	285	14.3%	548
Office Liability Insurance	6,000	2,500	2,913	48.5%	(413)
Bond Premiums	5,400	2,250	2,215	41.0%	35
Payroll Services	2,700	1,125	1,030	38.1%	95
Tuition Reimbursement	500	208	-	0.0%	208
Office Supplies	7,000	2,917	1,937	27.7%	979
Telecommunications	11,000	4,583	5,034	45.8%	(451)
SPARTA/Spec Event Prog Policy	-	-	-	0.0%	-
Postage/Shipping	4,000	1,667	611	15.3%	1,056
Personnel Recruitment	2,500	1,042	-	0.0%	1,042
Dues/Memberships	3,500	1,458	784	22.4%	675
Publications	20,000	8,333	8,317	41.6%	17
Copying/Printing	15,000	6,250	149	1.0%	6,101
Promotion/Advertising	-	-	-	0.0%	-
CIPRA	-	-	-	0.0%	-
CAJPA Accreditation	-	-	-	0.0%	-
Furniture & Equipment Expensed	4,000	1,667	1,437	35.9%	230
Computer H/W & S/W Expensed	10,000	4,167	-	0.0%	4,167
Info Systems Technical Support	15,000	6,250	4,770	31.8%	1,480
Computer Programming	2,500	1,042	-	0.0%	1,042
Actuarial Services	16,000	6,667	12,500	78.1%	(5,833)
Audit - Financial	16,000	6,667	10,200	63.8%	(3,533)
Audit - Claims	53,000	22,083	-	0.0%	22,083
Temporary Services	2,000	833	-	0.0%	833
Accounting Services	2,000	833	-	0.0%	833
Legal - Board Counsel - G&A	30,000	12,500	17,988	60.0%	(5,488)
Legal - Board Counsel - Claims	85,000	35,417	15,411	18.1%	20,006

CJPRMA
ACTUAL EXPENSES VS BUDGET
For the Five Months Ending November 30, 2009

	Annual Budget FY 09/10 100%	Budget YTD 42%	Expense YTD	% of Annual Budget	Variance under/ (over)
Legal - Outside - G&A	1,500	625	-	0.0%	625
Legal - Outside - Claims	500,000	208,333	253,249	50.6%	(44,916)
Other Claim Expenses	100,000	41,667	125,667	125.7%	(84,001)
Treasurer Fees	3,600	1,500	1,200	33.3%	300
Other Consultants	5,000	2,083	(1,938)	-38.8%	4,021
Admin - Conferences/Travel/Mtgs	13,000	5,417	5,221	40.2%	196
Risk Mgmt - Conferences/Travel/Mtgs	8,000	3,333	1,076	13.4%	2,257
Risk Mgmt -Training & Supplies	75,000	31,250	2,000	2.7%	29,250
Gen'l Liability - Training	10,000	4,167	-	0.0%	4,167
BOD - Brd Mtg Travel Exp	12,000	5,000	3,920	32.7%	1,080
BOD - Conferences	35,000	14,583	9,813	28.0%	4,771
Board Meeting Expense	15,000	6,250	3,172	21.1%	3,078
Annual Retreat	40,000	16,667	-	0.0%	16,667
Risk Control Online Serv	46,600	19,417	81,000	173.8%	(61,583)
Asset Management Fees	100,000	41,667	39,878	39.9%	1,789
RMIS - Hosting	16,000	6,667	3,000	18.8%	3,667
RMIS - Support	14,000	5,833	3,500	25.0%	2,333
Bank Charges	12,000	5,000	7,589	63.2%	(2,589)
Other Expenses	3,500	1,458	202	5.8%	1,256
Contingency Fund	25,000	10,417	-	0.0%	10,417
Total Maint. & Op. Expenses	1,511,716	629,882	678,329	44.9%	(48,448)
Capital Outlay					
Capital Outlay	35,000	14,583	-	0.0%	14,583
Total Capital Outlay	35,000	14,583	-	0.0%	14,583
Subtotal	2,210,000	920,833	936,905	42.4%	(16,072)
Less:					
Assessment Against Liability Reserve	685,000	285,417	394,328	57.6%	(108,911)
Assessment Against Interest	100,000	41,667	39,878	39.9%	1,789
Total G&A	\$ 1,425,000	\$ 593,750	\$ 502,700	35.3%	\$ 91,050

CJPRMA
STATEMENT OF NET ASSETS
As of December 31, 2009

Current Assets	
Cash	\$ 5,064,809
Investments	89,721,929
Interest Receivable	765,796
Accounts Receivable	11,775
Prepaid Insurance	2,718,635
Other Prepays	19,458
Deposits	184,738
Due from Property to Liability	-
Total Current Assets	<u>98,487,141</u>
Capital Assets	
Equipment	247,871
Office Furniture	46,358
Work in Progress - Building	2,261,098
Accumulated Depreciation	<u>(179,624)</u>
Net Capital Assets	2,375,702
TOTAL ASSETS	<u>\$ 100,862,843</u>
Current Liabilities	
Unearned Contributions	\$ 6,477,397
Accounts Payable	489,847
Accrued Liabilities	1,544
Accrued Employee Benefits	3,955
Due to Liability from Property	-
Total Current Liabilities	<u>6,972,743</u>
Noncurrent Liabilities	
Reserve for Loss-Liability	46,468,699
Reserve for Loss-Workers' Compensation	<u>57,670</u>
Total Noncurrent Liabilities	46,526,369
TOTAL LIABILITIES	<u>53,499,112</u>
Net Assets	
Current Year Earnings	48,234
Retained Earnings-Liability	42,601,441
Retained Earnings-Workers' Compensation	181,078
Retained Earnings-Property	(2,613)
Excess Loss Fund	4,535,591
Member Refunds	<u>-</u>
TOTAL NET ASSETS	<u>\$ 47,363,730</u>

CJPRMA
STATEMENT OF OPERATIONS
For the Six Months Ending December 31, 2009
All Departments

	December	% to Net Income	YTD	% to Net Income
Operating Revenues				
Member Contributions	1,078,566	(35.97)	6,482,636	13,440.03
PY Member Contributions	-	0.00	-	0.00
Fees Earned	1,000	(0.03)	6,000	12.44
Appraisal Fees	-	0.00	-	0.00
Other Income	210	(0.01)	210	0.44
Total Operating Revenues	<u>1,079,776</u>	<u>(36.01)</u>	<u>6,488,846</u>	<u>13,452.91</u>
Claim Expense				
Settlements Paid	22,027	(0.73)	62,629	129.84
Settlement Reimbursements	(22,027)	0.73	(62,629)	(129.84)
Current Year Loss Provision	750,000	(25.01)	4,650,000	9,640.54
Loss Reserve Adjustment (Prior Year)	-	0.00	-	0.00
Insurance Premiums	453,106	(15.11)	2,718,636	5,636.37
PY Premium Adj	-	-	-	0.00
Total Claim Expense	<u>1,203,106</u>	<u>(40.13)</u>	<u>7,368,636</u>	<u>15,276.92</u>
Gross Profit (Loss)	(123,330)	4.11	(879,790)	(1,824.01)
Operating Expenses				
Salaries	33,649	(1.12)	208,692	432.67
PERS Contributions	3,295	(0.11)	39,512	81.92
Health Benefits	6,453	(0.22)	39,036	80.93
Life Insurance	-	0.00	1,483	3.08
Disability Insurance	-	0.00	3,560	7.38
Office Liability Insurance	583	(0.02)	3,495	7.25
General Manager - Wellness Program	-	0.00	-	0.00
Auto Allowance	923	(0.03)	5,677	11.77
Payroll Tax Expense	501	(0.02)	3,087	6.40
Payroll Services	269	(0.01)	1,298	2.69
Admin - Training/Conferences/Travel/Mtgs	48	(0.00)	5,270	10.93
Risk Mgmt -Conferences/Travel/Meetings	-	0.00	1,076	2.23
Risk Mgmt - Training & Supplies	-	0.00	2,000	4.15
Temporary Services	-	0.00	-	0.00
Accounting Services	-	0.00	-	0.00
Actuarial Services	-	0.00	12,500	25.92
Audit - Claims	-	0.00	-	0.00
Audit - Financial	-	0.00	10,200	21.15
Computer Programming	-	0.00	-	0.00
Info Systems Technical Support	1,070	(0.04)	5,840	12.11
Legal - Board Counsel - G&A	4,720	(0.16)	22,708	47.08
Legal - Board Counsel - Claims	-	0.00	1,535	3.18
Other Claim Expenses	-	0.00	-	0.00
Legal - Outside - G&A	-	0.00	-	0.00
Treasurer Fees	-	0.00	1,200	2.49
Other Consultants	-	0.00	(1,938)	(4.02)
Other Consultants - Property	-	0.00	-	0.00
Claims Adjustment Fee - Property	-	0.00	-	0.00
Bond Premiums	443	(0.01)	2,658	5.51
Copying/Printing	397	(0.01)	546	1.13

CJPRMA
STATEMENT OF OPERATIONS
For the Six Months Ending December 31, 2009
All Departments

	December	% to Net Income	YTD	% to Net Income
Computer H/W & S/W Expensed	-	0.00	-	0.00
Depreciation	3,533	(0.12)	21,165	43.88
Dues/Memberships	550	(0.02)	1,334	2.77
CAJPA Accreditation	-	0.00	-	0.00
Equipment Rental	2,181	(0.07)	12,248	25.39
Maintenance & Repair - Equipment	57	(0.00)	342	0.71
Capital Outlay	-	0.00	-	0.00
Furniture & Equipment Expensed	-	0.00	1,437	2.98
Office Rent	6,615	(0.22)	39,690	82.29
Montevina Assn Dues	-	0.00	10,812	22.41
Montevina Utilities	-	0.00	246	0.51
Office Supplies	555	(0.02)	2,493	5.17
Postage/Shipping	261	(0.01)	872	1.81
Publications	2,769	(0.09)	11,086	22.98
Promotion/Advertising	-	0.00	-	0.00
Telecommunications	1,005	(0.03)	6,039	12.52
SPARTA/Spec Events Program	-	0.00	-	0.00
Personnel Recruitment	-	0.00	-	0.00
Workers' Comp. Insurance	-	0.00	2,349	4.87
Annual Retreat	-	0.00	-	0.00
Board Meeting Expense	2,427	(0.08)	5,599	11.61
Gen'l Liability - Training	-	0.00	-	0.00
BOD - Brd Mtg Travel Expense	511	(0.02)	4,431	9.19
BOD - Conferences	-	0.00	9,813	20.34
Asset Management Fees - Chandler	8,073	(0.27)	47,951	99.41
RMIS - Hosting	3,000	(0.10)	6,000	12.44
RMIS - Support	3,500	(0.12)	7,000	14.51
Bank Charges	20	(0.00)	7,609	15.78
Risk Control Online Service	-	0.00	81,000	167.93
Other Expenses	1,160	(0.04)	1,362	2.82
Contingency Fund	-	0.00	-	0.00
Allocated G&A - Liability	(1,000)	0.03	(6,000)	(12.44)
Allocated G&A - Property	917	(0.03)	5,502	11.41
Allocated G&A - Boiler & Machinery	-	0.00	-	0.00
Allocated G&A - Auto Physical Damage	83	(0.00)	498	1.03
Total Expense	<u>88,569</u>	<u>(2.95)</u>	<u>650,312</u>	<u>1,348.25</u>
Net Operating Income (Loss)	(211,898)	7.07	(1,530,102)	(3,172.26)
Investment Income				
Interest Income - Liability	294,035	(9.81)	1,776,092	3,682.26
Realized Gain on Investment	329,474	(10.99)	851,204	1,764.75
Unrealized Gain on Investment	<u>(3,409,883)</u>	<u>113.73</u>	<u>(1,049,188)</u>	<u>(2,175.21)</u>
Total Investment Income	(2,786,374)	92.93	1,578,109	3,271.79
Other Income/ Expense				
Gain on disposal of asset	-	0.00	-	0.00
Other Income	-	0.00	227	0.47
Net Income (Loss)	<u>(2,998,273)</u>	<u>100.00</u>	<u>48,234</u>	<u>100.00</u>

CJPRMA
STATEMENT OF OPERATIONS
For the Six Months Ending December 31, 2009
Liability

	December	% to Net Income	YTD	% to Net Income
Operating Revenues				
Member Contributions	818,939	(27.30)	4,909,874	18,545.45
Fees Earned	-	0.00	-	0.00
Other Income	<u>210</u>	<u>(0.01)</u>	<u>210</u>	<u>0.79</u>
Total Operating Revenues	819,149	(27.31)	4,910,084	18,546.24
Claim Expense				
Settlement Reimbursements	-	0.00	-	0.00
Current Year Loss Provision	750,000	(25.00)	4,650,000	17,563.86
Loss Reserve Adjustment (Prior Year)	-	0.00	-	0.00
Insurance Premiums	<u>193,467</u>	<u>(6.45)</u>	<u>1,160,802</u>	<u>4,384.55</u>
Total Claim Expense	<u>943,467</u>	<u>(31.45)</u>	<u>5,810,802</u>	<u>21,948.41</u>
Gross Profit (Loss)	(124,318)	4.14	(900,718)	(3,402.17)
Operating Expenses				
Salaries	33,649	(1.12)	208,692	788.26
PERS Contributions	3,295	(0.11)	39,512	149.24
Health Benefits	6,453	(0.22)	39,036	147.45
Life Insurance	-	0.00	1,483	5.60
Disability Insurance	-	0.00	3,560	13.45
Office Liability Insurance	583	(0.02)	3,495	13.20
General Manager - Wellness Program	-	0.00	-	0.00
Auto Allowance	923	(0.03)	5,677	21.44
Payroll Tax Expense	501	(0.02)	3,087	11.66
Payroll Services	269	(0.01)	1,298	4.90
Admin - Training/Conferences/Travel/Mtgs	48	(0.00)	5,270	19.90
Risk Mgmt - Conferences/Travel/Mtgs	-	0.00	1,076	4.06
Risk Mgmt - Training & Materials	-	0.00	2,000	7.55
Temporary Services	-	0.00	-	0.00
Accounting Services	-	0.00	-	0.00
Actuarial Services	-	0.00	12,500	47.21
Audit - Claims	-	0.00	-	0.00
Audit - Financial	-	0.00	10,200	38.53
Computer Programming	-	0.00	-	0.00
Info Systems Technical Support	1,070	(0.04)	5,840	22.06
Legal - Board Counsel - G&A	4,720	(0.16)	22,708	85.77
Legal - Board Counsel - Claims	-	0.00	1,535	5.80
Other Claim Expenses	-	0.00	-	0.00
Legal - Outside - G&A	-	0.00	-	0.00
Treasurer Fees	-	0.00	1,200	4.53
Other Consultants	-	0.00	(1,938)	(7.32)
Bond Premiums	443	(0.01)	2,658	10.04
Copying/Printing	397	(0.01)	546	2.06
Computer H/W & S/W Expensed	-	0.00	-	0.00
Depreciation	3,533	(0.12)	21,165	79.94

CJPRMA
STATEMENT OF OPERATIONS
For the Six Months Ending December 31, 2009
Liability

	December	% to Net Income	YTD	% to Net Income
Dues/Memberships	550	(0.02)	1,334	5.04
CAJPA Accreditation	-	0.00	-	0.00
Equipment Rental	2,181	(0.07)	12,248	46.26
Maintenance & Repair - Equipment	57	(0.00)	342	1.29
Capital Outlay	-	0.00	-	0.00
Furniture & Equipment Expensed	-	0.00	1,437	5.43
Office Rent	6,615	(0.22)	39,690	149.92
Montevina Assn Dues	-	0.00	10,812	40.84
Montevina Utilities	-	0.00	246	0.93
Office Supplies	555	(0.02)	2,493	9.41
Postage/Shipping	261	(0.01)	872	3.29
Publications	2,769	(0.09)	11,086	41.87
Promotion/Advertising	-	0.00	-	0.00
Telecommunications	1,005	(0.03)	6,039	22.81
SPARTA/Spec Event Prog Policy	-	0.00	-	0.00
Personel Recruitment	-	0.00	-	0.00
Workers' Comp. Insurance	-	0.00	2,349	8.87
Annual Retreat	-	0.00	-	0.00
Board Meeting Expense	2,427	(0.08)	5,599	21.15
Gen'l Liability - Training	-	0.00	-	0.00
BOD - Brd Mtg Travel Expense	511	(0.02)	4,431	16.74
BOD - Conferences	-	0.00	9,813	37.06
Asset Management Fees - Chandler	8,073	(0.27)	47,951	181.12
RMIS - Hosting	3,000	(0.10)	6,000	22.66
RMIS - Support	3,500	(0.12)	7,000	26.44
Bank Charges	20	(0.00)	7,609	28.74
Risk Control Online Service	-	0.00	81,000	305.95
Other Expenses	1,160	(0.04)	1,362	5.15
Contingency Fund	-	0.00	-	0.00
Allocated G&A - Liability	(1,000)	0.03	(6,000)	(22.66)
Total Expense	<u>87,569</u>	<u>(2.92)</u>	<u>644,312</u>	<u>2,433.68</u>
Net Operating Income (Loss)	(211,886)	7.06	(1,545,030)	(5,835.85)
Investment Income				
Interest Income	292,414	(9.75)	1,769,261	6,682.81
Realized Gain on Investment	329,474	(10.98)	851,204	3,215.15
Unrealized Gain on Investment	<u>(3,409,883)</u>	<u>113.67</u>	<u>(1,049,188)</u>	<u>(3,962.96)</u>
Total Investment Income	(2,787,996)	92.94	1,571,278	5,934.99
Other Income/Expense				
Gain on disposal of asset	-	0.00	-	0.00
Other Income	-	0.00	227	0.86
Net Income (Loss)	<u>(2,999,882)</u>	<u>100.00</u>	<u>26,475</u>	<u>100.00</u>

CJPRMA
STATEMENT OF OPERATIONS
For the Six Months Ending December 31, 2009
Property

	December	% to Net Income	YTD	% to Net Income
Operating Revenues				
Member Contributions	\$ 205,542	0.00	\$ 1,233,252	0.00
Appraisal Fees	-	0.00	15,000	0.00
Fees Earned	917	0.00	5,502	0.00
Other Income	<u>-</u>	<u>0.00</u>	<u>-</u>	0.00
Total Operating Revenues	206,459	0.00	1,253,754	0.00
Claim Expense				
Settlements Paid	5,027	0.00	5,027	0.00
Settlement Reimbursements	(5,027)	0.00	(5,027)	0.00
Insurance Premiums	205,542	0.00	1,233,252	0.00
PY Ins Premium Adj	<u>-</u>	<u>0.00</u>	<u>-</u>	0.00
Total Claim Expense	<u>205,542</u>	<u>0.00</u>	<u>1,233,252</u>	0.00
Gross Profit (Loss)	917	0.00	20,502	0.00
Operating Expenses				
Claims Adjustment Fee	-	0.00	-	0.00
Allocated G&A - Property	917	0.00	5,502	0.00
Other Consultants - Property	<u>-</u>	<u>0.00</u>	<u>-</u>	<u>0.00</u>
Total Operating Expenses	<u>917</u>	<u>0.00</u>	<u>5,502</u>	<u>0.00</u>
Net Income (Loss)	<u>\$ -</u>	<u>100.00</u>	<u>\$ 15,000</u>	<u>100.00</u>

CJPRMA
STATEMENT OF OPERATIONS
For the Six Months Ending December 31, 2009
Boiler and Machinery

	December	% to	YTD	% to
		Net Income		Net Income
Operating Revenues				
Member Contributions	\$ 29,425	0.00	\$ 176,550	0.00
Total Operating Revenues	29,425	0.00	176,550	0.00
Claim Expense				
Settlements Paid - B&M	-	0.00	-	0.00
Settlement Reimbursements - B&M	-	0.00	-	0.00
Insurance Premiums	29,425	0.00	176,550	0.00
PY Ins Premium Adj	0	0.00	0	0.00
Total Claim Expense	29,425	0.00	176,550	0.00
Operating Expenses				
Allocated G&A - B&M	-	0.00	-	0.00
Total Operating Expenses	-		-	
Investment Income	-	0.00	-	0.00
Net Income (Loss)	\$ (0)	100.00	\$ (0)	100.00

CJPRMA
STATEMENT OF OPERATIONS
For the Six Months Ending December 31, 2009
Auto Physical Damage

	December	% to Net Income	YTD	% to Net Income
Operating Revenues				
Member Contributions	\$ 24,660	0.00	\$ 147,960	0.00
PY Member Contributions	-	-	-	0.00
Fees Earned	<u>83</u>	<u>0.00</u>	<u>498</u>	<u>0.00</u>
Total Operating Revenues	24,743	0.00	148,458	0.00
Claim Expense				
Settlements Paid	17,000	0.00	57,602	0.00
Settlement Reimbursements	(17,000)	0.00	(57,602)	0.00
Insurance Premiums	24,672	0.00	148,032	0.00
PY Ins Premium Adj	<u>-</u>	<u>0.00</u>	<u>-</u>	<u>0.00</u>
Total Claim Expense	<u>24,672</u>	<u>0.00</u>	<u>148,032</u>	<u>0.00</u>
Gross Profit (Loss)	71	0.00	426	0.00
Operating Expenses				
Allocated G&A - Auto Physical Damage	<u>83</u>	<u>0.00</u>	<u>498</u>	<u>0.00</u>
Total Operating Expenses	83	0.00	498	0.00
Operating Income (Loss)	(12)	0.00	(72)	0.00
Net Income (Loss)	<u>\$ (12)</u>	<u>100.00</u>	<u>\$ (72)</u>	<u>100.00</u>

CJPRMA
STATEMENT OF OPERATIONS
For the Six Months Ending December 31, 2009
Workers' Compensation

	December	% to Net Income	YTD	% to Net Income
Operating Revenues	\$0	0.00	\$0	0.00
Claim Expense	0	0.00	0	0.00
Operating Expenses	0	0.00	0	0.00
Investment Income				
Interest Income	<u>1621</u>	<u>100.00</u>	<u>6831</u>	<u>100.00</u>
Total Investment Income	1621	100.00	6831	100.00
Net Income (Loss)	<u>\$1,621</u>	<u>100.00</u>	<u>\$6,831</u>	<u>100.00</u>

CJPRMA
ACTUAL EXPENSES VS BUDGET
For the Six Months Ending December 31, 2009


	Annual Budget FY 09/10 100%	Budget YTD 50%	Expense YTD	% of Annual Budget	Variance under/ (over)
Personnel					
Salaries	\$ 460,000	\$ 230,000	\$ 208,692	45.4%	\$ 21,308
Auto Allowance	12,000	6,000	5,677	47.3%	323
PERS Contributions	84,450	42,225	39,512	46.8%	2,713
Health Benefits	78,347	39,174	39,036	49.8%	137
Life Insurance	5,000	2,500	1,483	29.7%	1,017
Disability Insurance	9,500	4,750	3,560	37.5%	1,190
Workers' Comp. Insurance	5,500	2,750	2,349	42.7%	401
Payroll Tax Expense	6,687	3,344	3,087	46.2%	257
General Manager - Wellness Program	1,800	900	-	0.0%	900
Total Personnel Expenses	663,284	331,642	303,397	45.7%	28,245
Maintenance & Operation					
Office Rent	80,000	40,000	39,690	49.6%	310
Montevina Assn Dues	22,000	11,000	10,812	49.1%	188
Montevina Utilities	15,000	7,500	246	1.6%	7,254
Montevina Relocation Expense	14,416	7,208	-	0.0%	7,208
Equipment Rental	30,000	15,000	12,248	40.8%	2,752
Maintenance & Repair - Equipment	2,000	1,000	342	17.1%	658
Office Liability Insurance	6,000	3,000	3,495	58.3%	(495)
Bond Premiums	5,400	2,700	2,658	49.2%	42
Payroll Services	2,700	1,350	1,298	48.1%	52
Tuition Reimbursement	500	250	-	0.0%	250
Office Supplies	7,000	3,500	2,493	35.6%	1,007
Telecommunications	11,000	5,500	6,039	54.9%	(539)
SPARTA/Spec Event Prog Policy	-	-	-	0.0%	-
Postage/Shipping	4,000	2,000	872	21.8%	1,128
Personnel Recruitment	2,500	1,250	-	0.0%	1,250
Dues/Memberships	3,500	1,750	1,334	38.1%	416
Publications	20,000	10,000	11,086	55.4%	(1,086)
Copying/Printing	15,000	7,500	546	3.6%	6,954
Promotion/Advertising	-	-	-	0.0%	-
CIPRA	-	-	-	0.0%	-
CAJPA Accreditation	-	-	-	0.0%	-
Furniture & Equipment Expensed	4,000	2,000	1,437	35.9%	563
Computer H/W & S/W Expensed	10,000	5,000	-	0.0%	5,000
Info Systems Technical Support	15,000	7,500	5,840	38.9%	1,660
Computer Programming	2,500	1,250	-	0.0%	1,250
Actuarial Services	16,000	8,000	12,500	78.1%	(4,500)
Audit - Financial	16,000	8,000	10,200	63.8%	(2,200)
Audit - Claims	53,000	26,500	-	0.0%	26,500
Temporary Services	2,000	1,000	-	0.0%	1,000
Accounting Services	2,000	1,000	-	0.0%	1,000
Legal - Board Counsel - G&A	30,000	15,000	22,708	75.7%	(7,708)
Legal - Board Counsel - Claims	85,000	42,500	19,074	22.4%	23,426

CJPRMA
ACTUAL EXPENSES VS BUDGET
For the Six Months Ending December 31, 2009

	Annual Budget FY 09/10 100%	Budget YTD 50%	Expense YTD	% of Annual Budget	Variance under/ (over)
Legal - Outside - G&A	1,500	750	-	0.0%	750
Legal - Outside - Claims	500,000	250,000	295,744	59.1%	(45,744)
Other Claim Expenses	100,000	50,000	146,084	146.1%	(96,084)
Treasurer Fees	3,600	1,800	1,200	33.3%	600
Other Consultants	5,000	2,500	(1,938)	-38.8%	4,438
Admin - Conferences/Travel/Mtgs	13,000	6,500	5,270	40.5%	1,230
Risk Mgmt - Conferences/Travel/Mtgs	8,000	4,000	1,076	13.4%	2,924
Risk Mgmt -Training & Supplies	75,000	37,500	2,000	2.7%	35,500
Gen'l Liability - Training	10,000	5,000	-	0.0%	5,000
BOD - Brd Mtg Travel Exp	12,000	6,000	4,431	36.9%	1,569
BOD - Conferences	35,000	17,500	9,813	28.0%	7,687
Board Meeting Expense	15,000	7,500	5,599	37.3%	1,901
Annual Retreat	40,000	20,000	-	0.0%	20,000
Risk Control Online Serv	46,600	23,300	81,000	173.8%	(57,700)
Asset Management Fees	100,000	50,000	47,951	48.0%	2,049
RMIS - Hosting	16,000	8,000	6,000	37.5%	2,000
RMIS - Support	14,000	7,000	7,000	50.0%	-
Bank Charges	12,000	6,000	7,609	63.4%	(1,609)
Other Expenses	3,500	1,750	1,362	38.9%	388
Contingency Fund	25,000	12,500	-	0.0%	12,500
Total Maint. & Op. Expenses	1,511,716	755,858	785,119	51.9%	(29,261)
Capital Outlay					
Capital Outlay	35,000	17,500	-	0.0%	17,500
Total Capital Outlay	35,000	17,500	-	0.0%	17,500
Subtotal	2,210,000	1,105,000	1,088,515	49.3%	16,485
Less:					
Assessment Against Liability Reserve	685,000	342,500	460,902	67.3%	(118,402)
Assessment Against Interest	100,000	50,000	47,951	48.0%	2,049
Total G&A	\$ 1,425,000	\$ 712,500	\$ 579,662	40.7%	\$ 132,838

**CALIFORNIA JOINT POWERS
RISK MANAGEMENT AUTHORITY**

AGENDA BILL

Item #: 2	<u>Title:</u> ADDITIONAL COVERED PARTY CERTIFICATES
Meeting: 03/18/2010	APPROVED BY THE GENERAL MANAGER
General Manager: 	

Recommended Action:

Approval of the additional covered party certificates that have been issued by the General Manager.

Item Explanation:

Attached hereto, as Exhibit 1, is a list of the 66 additional covered party certificates that have been approved by the General Manager and issued since the last board meeting.

Fiscal Impact:

None.

Exhibits:

- 1) List of additional covered party certificates approved by the General Manager.

Board Action:

**Certificates of Coverage
Approved by the General Manager**

Member Entity	Sub Member	IssuedTo	Event	Expiration	S.I.R.	Excess Coverage
Alameda		Alameda Unified School District, its officers, employees, agents and volunteers	Use of School District's facilities for before and after school recreational programs and day care	6/30/2010	\$500,000	\$1,500,000
Alameda		BMR-Gateway Boulevard -LLC	Alameda Police Department Tactical Training	2/3/2010	\$500,000	\$1,500,000
Alameda		County of Alameda, its Board of Supervisors, the individual members thereof, and all County officers, agents, employees and volunteers	Utility Payment Assistance Program	6/30/2010	\$500,000	\$500,000
Alameda		The East Bay Regional Park District, its officers, employees, and agents	Use of facilities for Summer Day Camp	7/16/2010	\$500,000	\$500,000
Fremont		County of Alameda Health Care Services Agency	Healthy Choice - Youth and Family Services	6/30/2010	\$500,000	\$500,000
Fremont		Ohlone Community College District	California Constitution Convention-Public Forum- Rental of Room	1/26/2010	\$500,000	\$500,000
Livermore		County of Alameda, Contracts Office	Grant agreement with the County of Alameda for funding a Homeless Assistance Program (TANF ECF funds)	6/30/2010	\$500,000	\$500,000
Livermore		Doc Bailey Construction Equipment	Rental Boom Truck	12/2/2009	\$500,000	\$500,000
Livermore		Peterson Power Systems Rental Department	Rental of Equipment	2/12/2010	\$500,000	\$500,000
Lodi		GFLIP III Limited Partnership	Members of the Lodi Police Department Canine Unit will use a vacant facility for training purposes.	7/1/2010	\$500,000	\$500,000
Lodi		Lodi Grape Festival and National Wine Show, Inc. the County of San Joaquin, the State of California, their agents, officers, directors, servants and employees	Use of facilities for Greater Lodi Youth Commission Valentines Day dance.	2/21/2010	\$500,000	\$500,000
NCCSIF	Lincoln	Lincoln Public Financing Authority	Lease of Property	6/30/2010	\$500,000	\$2,500,000
NCCSIF	Rio Vista	National Railroad Passenger Corporation Amtrak Bus Operations	As respects the Ticketing Agreement between National Railroad Passenger Corporation and the City of Rio Vista for services provided by the Certificate Holder.	6/30/2010	\$1,000,000	\$4,000,000

**Certificates of Coverage
Approved by the General Manager**

Member Entity	Sub Member	IssuedTo	Event	Expiration	S.I.R.	Excess Coverage
Redding		Gateway Unified School District, it's officials, employees, agents and volunteers	All sports practice events held at all Gateway Unified School District Schools during 2010	6/30/2010	\$500,000	\$500,000
REMIF	Cloverdale	County of Sonoma, Sonoma County Community Development Commission, its officers and employees.	Use of funds for CDBG, HOME FESG funds, Sidewalk and Housing Rehab programs.	6/30/2010	\$500,000	\$500,000
REMIF	Eureka	Bayshore Mall II LLC, GGP Limited Partnership, Bay Shore Mall Partners, Bay Shore Mall Inc., General Growth Properties, Inc., GGPLP LLP	St. Joseph's Hospital Wellness Fair	2/7/2010	\$500,000	\$500,000
REMIF	Eureka	County of Humboldt, its officers, employees and agents	Headwaters Grant for broadband deployment	6/30/2010	\$500,000	\$500,000
REMIF	Eureka	County of Humboldt, its officers, employees and agents	Step Up For Youth Jobs	6/30/2010	\$500,000	\$500,000
REMIF	Eureka	Eureka City Schools, its officers and employees	Use of facilities for Hoopsters youth basketball games and practices.	4/4/2010	\$500,000	\$500,000
REMIF	Eureka	Eureka First Church of the Nazarene	Use of facilities for Hoopster's Basketball practice	3/13/2010	\$500,000	\$500,000
REMIF	Eureka	First Covenant Church of Eureka	Hoopsters Youth Basketball Practice	3/13/2010	\$500,000	\$500,000
REMIF	Eureka	First Covenant Church of Eureka	Use of facilities for Hoopsters Youth Basketball practice	3/30/2010	\$500,000	\$500,000
REMIF	Eureka	White House Finance Affiliates	Use of Facilities for non-destructive Fire Department training.	12/19/2009	\$500,000	\$500,000
REMIF	Healdsburg	Healdsburg Unified School District, its governing board, officers, agents and employees, individually and collectively	After School Education and Safety (ASES) Program	6/30/2010	\$500,000	\$500,000
REMIF	Healdsburg	State of California, its officers, agents, employees and servants are included as additional insured, but only with respect to the use for the facility and related activities under this license	Use of facility for meetings	6/30/2010	\$500,000	\$500,000
REMIF	Lakeport	The State of California, The District Agricultural Association, County Fair, The County of Lake, their agents, directors, officers, servants, and employees	Employee Training	4/1/2010	\$500,000	\$500,000

**Certificates of Coverage
Approved by the General Manager**

Member Entity	Sub Member	IssuedTo	Event	Expiration	S.I.R.	Excess Coverage
REMIF	Rohnert Park	The County of Sonoma, its officers and employees.	Use of Taxiway W at Sonoma County Airport for Public Safety Driver Training.	6/30/2010	\$500,000	\$500,000
REMIF	Sonoma	County of Sonoma, its officers and employees	Use of facilities for Employee Recognition Event	1/23/2010	\$500,000	\$500,000
REMIF	Sonoma	Speedway Sonoma, LLC aka Infineon Raceway, Speedway Motorsports Inc, Speedway Children's Charities and each of their officers, managers, directors, employees and agents.	Ambulance Standby Service	6/30/2010	\$500,000	\$4,500,000
REMIF	Sonoma	Westerbeke Ranch	Use of facilities for "Every 15 Minutes" Workshop	3/27/2010	\$500,000	\$500,000
REMIF	St. Helena	Rianda House	Use of facilities for Library program for adults	4/8/2010	\$500,000	\$500,000
REMIF	Ukiah	State of California , the 12th District DAA, County Fair, County of Mendocino, Citrus Fruit Fair, or California Exposition and State Fair, their directors, officers, agents, servants, and employees	Use of Facilities for Law enforcement training	6/30/2010	\$500,000	\$500,000
REMIF	Ukiah	Trinity Youth Services, a California Corporation	Use of Ukiah School gym for youth basketball and rec activities	6/30/2010	\$500,000	\$500,000
REMIF	Ukiah	Ukiah Unified School District its officers and employees	Use of facilities for Adult League basketball games.	4/23/2010	\$500,000	\$500,000
REMIF	Ukiah	Ukiah Unified School District, its officers and employees	Use of facilities for Girls youth softball league practices and games	6/5/2010	\$500,000	\$500,000
REMIF	Ukiah	Ukiah Unified School District, its officers and employees	Use of facilities for Girls youth softball league practices and games	6/5/2010	\$500,000	\$500,000
REMIF	Ukiah	Ukiah Unified School District, its officers and employees	Use of facilities for Youth Basketball Camp	12/31/2009	\$500,000	\$500,000
REMIF	Ukiah	Ukiah Unified School District, its officers and employees	Use of facilities for Youth basketball camp.	1/1/2010	\$500,000	\$500,000
REMIF	Ukiah	Ukiah Unified School District, its officers and employees	Youth Basketball Camp	3/20/2010	\$500,000	\$500,000
REMIF	Ukiah	Ukiah Unified School District, its officers and employees	Youth Basketball league games	3/21/2010	\$500,000	\$500,000

**Certificates of Coverage
Approved by the General Manager**

Member Entity	Sub Member	IssuedTo	Event	Expiration	S.I.R.	Excess Coverage
Richmond		Contra Costa County/ Employment & Human Services Department	Grant funding for operation of a youth employment training program in the City of Richmond	6/30/2010	\$500,000	\$500,000
Richmond		Suntrust Equipment Finance & Leasing Corporation	Lease Financing for Fire vehicles under Lease No. 00972, Equipment Schedule:05	6/30/2010	\$500,000	\$500,000
Richmond		Suntrust Equipment Finance & Leasing Corporation	Lease Financing for Street Sweepers and trucks under Lease No. 00972, Equipment Schedule:06	6/30/2010	\$500,000	\$500,000
Richmond		Suntrust Equipment Finance & Leasing Corporation	Lease Financing for various vehicles under Lease No. 00972, Equipment Schedule: 07	6/30/2010	\$500,000	\$500,000
Roseville		County of Placer, its officers, agents, employees & volunteers	Right of Entry	6/30/2010	\$500,000	\$500,000
San Rafael		San Rafael City School District	Use of facilities for City of San Rafael Firefighter Recruitment (written examination).	3/28/2010	\$500,000	\$500,000
San Rafael		T. Max Kniesche, Nancy A. Kniesche, 1099 D. Street, San Rafael, CA	Lease between the City of San Rafael and 1099 D Street, LLC of premises in office building for use by City's Police Department	6/30/2010	\$500,000	\$500,000
Santa Rosa		EMI Santa Rosa LP, its Managing Agent, Simon Property Group, Inc., and their respective officers, directors, shareholders, members, partners, parents, subsidiaries, related and affiliated entities, agents, servants and employees	Use of facilities for an informational booth	4/1/2010	\$500,000	\$1,500,000
Santa Rosa		The Department of Housing and Community Development and its officers, agents, employees, and servants	Homeless Shelter and Community Center Regulatory Agreement.	6/30/2010	\$500,000	\$500,000
SCORE	lone	Union Pacific Railroad Company	Lease of Train Depot	6/30/2010	\$500,000	\$1,500,000
SCORE	Shasta Lake	Union Pacific Railroad Company	Private Crossing Agreement Folder No: 02597-11: Mile Post 271.05, Valley Subdivision/Branch	7/2/2010	\$500,000	\$800,000

**Certificates of Coverage
Approved by the General Manager**

Member Entity	Sub Member	IssuedTo	Event	Expiration	S.I.R.	Excess Coverage
SCORE	Susanville	State of California , the District of Agricultural Association, County Fair, County of Lassen, Citrus Fruit Fair, or California Exposition and State Fair, their directors, officers, agents, servants, and employees	Use of facilities for Retirement Party	1/24/2010	\$500,000	\$500,000
Stockton		Union Pacific Railroad Company	New Public Highway Overpass Crossing Agreement - covering the Construction, Maintenance and Use of the New 8 mile Road Overpass Grade Separation Crossing at Railroad 101.32 - Sacramento Subdivision DOT No: 834 003A; UPRR Folder No: 2589-67	6/30/2010	\$1,000,000	\$4,000,000
Stockton		Union Pacific Railroad Company	New Public Highway Overpass Crossing Agreement - covering the Construction, Maintenance and Use of the New 8 Mile Road Overpass Grade Separation Crossing at Railroad 76.84- Fresno Subdivision DOT No; 752 904U; UPRR Folder No. 2589-64	6/30/2010	\$1,000,000	\$4,000,000
Stockton		Union Pacific Railroad Company	New Public Highway Overpass Crossing Agreement-covering the Construction, Maintenance and Use of the New Lower Sacramento Road Underpass Grade Separation Crossing DOT No: 834-002T at Railroad 100.45 -Sacramento Subdivision; UPRR Folder No. 2589-68	6/30/2010	\$1,000,000	\$4,000,000
Stockton		Yamaha Motor Corporation, U.S.A.	Master Lease Agreement- Lease of 45 golf carts for Van Buskirk Golf Course	6/30/2010	\$1,000,000	\$1,000,000
Sunnyvale		County of Santa Clara, and members of the Board of Supervisors of the County of Santa Clara, and the officers, agents and employees of the County of Santa Clara	Construction and maintenance of traffic signal improvements in the County of Santa Clara right of way	6/30/2010	\$500,000	\$1,500,000
YCPARMIA	County of Yolo	Explorit Science Center	Davis Branch Library use of meeting room for story time programs and other meetings	6/30/2010	\$500,000	\$500,000


**Certificates of Coverage
Approved by the General Manager**

Member Entity	Sub Member	IssuedTo	Event	Expiration	S.I.R.	Excess Coverage
YCPARMIA	County of Yolo	Penske Truck Leasing Co., LP d/b/a Penske Utility Rental	Rental Agreement #A36204 for Unit #271002 GMC 3500 HD Altec -34' Non-Insul SD	12/17/2009	\$500,000	\$500,000
YCPARMIA	County of Yolo	State of California, California Exposition & State Fair its agents, officers, directors, employees and servants	Exhibit at 2010 State Fair	8/7/2010	\$500,000	\$500,000
YCPARMIA	County of Yolo	Williams Scotsman, Inc.	Lease Agreement #652372 for Equipment #SPI-27292	6/30/2010	\$500,000	\$500,000
YCPARMIA	County of Yolo	Yolo County Housing, its elected representatives, officers, agents, and employees.	Lease of Meadowlark property and Trinity property	6/30/2010	\$500,000	\$500,000
YCPARMIA	County of Yolo	Yolo County Office of Education	Probation Department use of Esparto Lab Room for Training	1/16/2010	\$500,000	\$500,000
YCPARMIA	Davis	Davis Joint Unified School District	Use of High School for the 2010 Yolo County Child Development Conference	3/21/2010	\$500,000	\$500,000
YCPARMIA	Davis	SunEdison Origination3, LLC	Solar Power and Services Agreement	6/30/2010	\$500,000	\$500,000
YCPARMIA	Winters	Winters Joint Unified School District	Use of High School Gymnasium for Youth Basketball	2/28/2010	\$500,000	\$500,000

Total Entries: 66

**CALIFORNIA JOINT POWERS
RISK MANAGEMENT AUTHORITY**

AGENDA BILL

Item #: 3	<u>Title:</u> NOTIFICATION OF NEW CLAIMS RECEIVED
Meeting: 03/18/2010	
General Manager: 	
<p><u>Recommended Action:</u></p> <p>None. This item is for information purposes only.</p> <p><u>Item Explanation:</u></p> <p>Attached hereto, as Exhibit 1, is a list of the 25 new claims which have been received by CJPRMA since the last board meeting. It should be noted that items 11 and 12 are the same claim but involved two members. Item 26 is a re-opened claim. A couple of claims are listed because they were inadvertently left off of prior agenda bills</p> <p><u>Fiscal Impact:</u></p> <p>None.</p> <p><u>Exhibits:</u></p> <p>1) List of new claims received by CJPRMA.</p>	

Board Action:

New Claims Received by CJPRMA

1 2009-2010-0002 BERTOLI, JULIA ANNA (a minor) v. City of Sebastopol (REMIF)

Date of Incident: 7/3/2009
Date of Claim: 12/14/2009
Date of Notification: 12/21/2009
Type of Claim: Bodily Injury

Nature of Claim:

This matter arose as the result of a traffic collision, between a vehicle and a pedestrian, which occurred in the City of Sebastopol. Apparently, a 15 year old girl was crossing Highway 116, in a marked crosswalk, when she was struck by a car driven by a 70 year old woman. That vehicle then crossed over into oncoming traffic and struck another vehicle. The pedestrian sustained serious head injuries, as well as a fractured neck and numerous broken bones.

2 2009-2010-0001 HALL, WILLIAM JOSEPH v. City of Marysville (NCCSIF)

Date of Incident: 7/19/2009
Date of Claim: 1/14/2010
Date of Notification: 1/25/2010
Type of Claim: Bodily Injury, Personal Injury

Nature of Claim:

This matter arose as a result of the arrest of the claimant by police officers of the City of Marysville. Apparently, the officers were dispatched to investigate a report of a man who was running around in the street in his underwear and acting in a bizarre manner. When they arrived, they found the claimant. His legs were bleeding and he was acting strangely. When they attempted to interview him, he became combative and had to be tased several times. He was taken to the street, handcuffed, and placed in leg restraints. He claims that he suffered burns from the hot asphalt. He was convicted of resisting arrest.

3 2008-2009-0023 ORNELAS, EFRAIN v. City of Pomona

Date of Incident: 8/21/2008
Date of Claim:
Date of Notification: 1/12/2010
Type of Claim: Personal Injury

Nature of Claim:

This matter arose as the result of a confrontation between private citizens and numerous off duty police officers of the City of Pomona. Apparently, the citizens were meeting at a church to complain about the location of several sobriety checkpoints being utilized by the Pomona P.D. They felt that they were discriminatory because they were being placed in locations that were predominantly Hispanic. Approximately 18 off duty Pomona police officers attended the meeting, at the request of their union, and became confrontational with the other attendees. Several people became fearful and left. Others called dispatch and requested the presence of uniformed officers. The off duty officers were escorted from the scene.

4 2008-2009-0022 CYR, DOUGLAS JAMES v. City of Fairfield

Date of Incident: 10/31/2008
Date of Claim: 4/24/2009
Date of Notification: 2/16/2010
Type of Claim: Bodily Injury, Personal Injury

Nature of Claim:

This matter arose as a result of the arrest of the claimant by police officers of the City of Fairfield. Apparently, the officers had been dispatched to the claimant's home on a report of him being the drunken driver of a golf cart that had struck at least two parked vehicles. When they arrived at his home, they were admitted and, subsequently, arrested the claimant. On their way back to their vehicle, the claimant went limp and refused to walk. The officers dragged him the rest of the way. He allegedly sustained deep abrasions and cuts as the result of road rash.

New Claims Received by CJPRMA

5 2008-2009-0021 RAMIREZ, GILBERT RAY v. City of Stockton

Date of Incident: 12/17/2008

Date of Claim: 2/5/2009

Date of Notification: 2/8/2010

Type of Claim:

Nature of Claim:

This matter arose as a result of the arrest of the claimant by police officers of the City of Stockton. Apparently, the claimant was stopped for ridding his bike after dark without a light. He granted the officers permission to search his pockets. When a syringe was removed, the claimant became combative and had to be tased three times in order to bring him under control. He was arrested and transported to jail.

6 2008-2009-0020 ANYANWU, FREDRICK v. City of Stockton

Date of Incident: 4/29/2009

Date of Claim:

Date of Notification: 2/8/2010

Type of Claim: Bodily Injury, Personal Injury

Nature of Claim:

This matter arose as a result of the detention of the claimant by police officers of the City of Stockton. Apparently, while driving a rented vehicle, the claimant was the subject of a vehicle stop. After allegedly being restrained, placed in the back of a police vehicle, and having is rented vehicle searched, the claimant was released. He has alleged that the stop was the result of racial profiling.

7 2008-2009-0019 MADKINS, KIMBERELY v. City of Stockton

Date of Incident: 12/26/2008

Date of Claim: 6/23/2009

Date of Notification: 2/8/2010

Type of Claim: Bodily Injury, Personal Injury

Nature of Claim:

This matter arose as a result of the arrest of the claimant by police officers of the City of Stockton. Apparently, a uniformed officer, on a bicycle, was dispatched to an area where juveniles had been reported fighting. When he arrived, he observed numerous juveniles crossing illegally in the street, blocking traffic. When he approached, the claimant became aggressive, combative, and verbally abusive. The officer had to radio for assistance. Eventually, the claimant was arrested and taken into custody.

8 2008-2009-0018 EATON, HENRY A. v. City of Vacaville

Date of Incident: 11/9/2008

Date of Claim: 5/14/2009

Date of Notification: 10/13/2009

Type of Claim: Bodily Injury, Property Damage

Nature of Claim:

This matter arose as the result of a traffic collision, between a car and a motorcycle, which occurred in the City of Vacaville. Apparently, the car, driven by an 80 year old male, made a turn directly in front of the motorcycle driven by the claimant. He struck the car broadside. The claimant sustained multiple fractures, internal injuries, and possible brain damage.

New Claims Received by CJPRMA

9 2008-2009-0017 HORN BROOK, DIANE L. v. City of Stockton

Date of Incident: 8/10/2008
Date of Claim: 1/30/2009
Date of Notification: 2/8/2010
Type of Claim: Bodily Injury

Nature of Claim:

This matter arose as the result of a vehicle collision between a truck pulling a boat and trailer and a pedestrian. Apparently, the driver of the vehicle was DUI. He allegedly ran over the pedestrian intentionally, fled the scene as a hit and run, or both. The pedestrian died as the result of injuries sustained in that incident.

10 2008-2009-0016 McKIE, CODY LEE v. City of Rocklin (NCCSIF)

Date of Incident: 6/25/2009
Date of Claim: 11/2/2009
Date of Notification: 2/9/2010
Type of Claim: Bodily Injury, Personal Injury

Nature of Claim:

This matter arose as a result of the arrest of the claimant by police officers of the City of Rocklin. Apparently, the officers had responded to a burglar alarm at a Big K Store. They found the roll-up door partially open. When they looked underneath, they observed the claimant attempting to crawl out while pulling a bicycle. When they identified themselves, the claimant turned toward them with what appeared to be something in his hands. The area was dark so the officers could not see what it was. One officer fired at the claimant, striking him in the foot.

11 2008-2009-0015 COX, CHANZIE KRISTINA v. City of Marysville (NCCSIF)

Date of Incident: 7/16/2008
Date of Claim: 1/13/2009
Date of Notification: 9/11/2009
Type of Claim: Bodily Injury, Personal Injury

Nature of Claim:

This matter arose as a result of the arrest of the claimants by police officers of the City of Sacramento. Apparently, the claimants had been mistakenly identified as suspects in a home invasion assault. When Sacramento police officers attempted to make a vehicle stop, the claimants led them on a high speed pursuit through Yuba County. No Yuba City or Marysville officers were involved. It is unknown why they were named in the complaint.

12 2008-2009-0015 COX, CHANZIE KRISTINA v. City of Yuba City (NCCSIF)

Date of Incident: 7/16/2008
Date of Claim: 1/13/2009
Date of Notification: 9/11/2009
Type of Claim: Bodily Injury, Personal Injury

Nature of Claim:

This matter arose as a result of the arrest of the claimants by police officers of the City of Sacramento. Apparently, the claimants had been mistakenly identified as suspects in a home invasion assault. When Sacramento police officers attempted to make a vehicle stop, the claimants led them on a high speed pursuit through Yuba County. No Yuba City or Marysville officers were involved. It is unknown why they were named in the complaint.

New Claims Received by CJPRMA

13 2008-2009-0014 LeVEQUE, LYNDA v. City of San Rafael

Date of Incident: 1/17/2009
Date of Claim:
Date of Notification: 2/18/2010
Type of Claim: Bodily Injury, Personal Injury, Employment Practices

Nature of Claim:

This matter arose as a result of the alleged forced retirement of the claimant from her position with the City of San Rafael. She has alleged that she was subjected to sexual harassment, discrimination, and retaliation during the course of her employment.

14 2008-2009-0013 WOODARDS, DVONDRE v. City of Vallejo

Date of Incident: 10/23/2008
Date of Claim: 5/12/2009
Date of Notification: 6/22/2009
Type of Claim: Bodily Injury, Personal Injury

Nature of Claim:

This matter arose as a result of the arrest of the claimant by police officers of the City of Vallejo. Apparently, during the course of a vehicle stop, the claimant exited, pulled a handgun and fled on foot. During the pursuit, the claimant turned towards the officers and was shot.

15 2008-2009-0012 REGENCY CENTERS v. City of Petaluma

Date of Incident: 1/14/2009
Date of Claim: 7/16/2009
Date of Notification: 7/29/2009
Type of Claim: Property Damage

Nature of Claim:

This matter arose as the result of a dispute between the claimant and the City over the development of a parcel of land. The claimant has alleged that the City has violated its duty to complete and process the environmental impact report.

16 2008-2009-0011 LOPEZ, MARCELLO GONZALEZ v. City of Pomona

Date of Incident: 5/3/2009
Date of Claim:
Date of Notification: 1/15/2010
Type of Claim: Bodily Injury

Nature of Claim:

This matter arose as the result of a traffic collision between a car and a bicycle. Apparently, approximately one hour prior to this collision, another collision had occurred at the same intersection, knocking out the traffic signals. At the time of this collision, the signals were still inoperative. The driver of the car failed to stop at the intersection, pursuant to the requirements of the Vehicle Code, and struck the bicyclist. The bicyclist suffered major head injuries as a result of the incident.

New Claims Received by CJPRMA

17 2008-2009-0010 GONZALEZ-FUENTES, NATALIA v. City of Petaluma

Date of Incident: 3/30/2009
Date of Claim: 7/30/2009
Date of Notification: 2/18/2010
Type of Claim: Bodily Injury

Nature of Claim:

This matter arose as the result of a traffic collision between a car and a pedestrian which occurred in the City of Petaluma. Apparently, the pedestrian was in a marked crosswalk when she was struck by an oncoming car. The driver of the car was returning from a volunteer training class being held at the City. The claimant sustained major injuries as a result of that incident.

18 2007-2008-0046 GONZALES, SYLVIA v. City of Norco (PERMA)

Date of Incident: 7/2/2007
Date of Claim: 11/8/2007
Date of Notification: 11/12/2009
Type of Claim: Bodily Injury, Property Damage

Nature of Claim:

This matter arose as the result of a traffic collision between a vehicle and a motorcycle which occurred in the City of Norco. Apparently, the vehicle made a u-turn in front of the motorcycle, causing the motorcycle to strike the vehicle broadside. The signalized intersection had been deactivated by the City some time prior to the collision. The driver of the motorcycle died as the result of injuries sustained in that incident.

19 2007-2008-0045 MOLLEDA, MAUDIE MARGARET v. City of Banning (PERMA)

Date of Incident: 6/15/2008
Date of Claim: 12/1/2008
Date of Notification: 1/20/2010
Type of Claim: Bodily Injury

Nature of Claim:

This matter arose as the result of a single vehicle traffic accident which occurred in the City of Banning. Apparently, after meeting in a bar, the plaintiff was being given a ride home on the motorcycle when it struck a speed bump and the handlebars came loose. She was ejected, striking the pavement and sustaining serious head injuries.

20 2007-2008-0044 GOSS, ROBERT TERRANCE v. City of Vacaville

Date of Incident: 5/24/2008
Date of Claim: 11/19/2008
Date of Notification: 8/9/2009
Type of Claim: Personal Injury

Nature of Claim:

This matter arose as a result of the arrest of the claimants by police officers of the City of Vacaville. Apparently, while in a Starbuck's parking lot, one of the claimants had recognized a Vacaville police officer who had assisted in arresting him two days prior. He began shouting obscenities at the officer and tossed a lit cigarette at him. The officer told him to pick it up because of nearby gas pumps. He refused and got into a vehicle. When the officer opened the vehicle's door, a passenger got out and challenged the officer to a fight. The officer requested backup and the claimants were arrested.

New Claims Received by CJPRMA

21 2006-2007-0066 WILLOW BEND, LLC v. City of Holtville (PERMA)

Date of Incident: 6/12/2007
Date of Claim: 10/6/2008
Date of Notification: 10/27/2009
Type of Claim: Property Damage, Personal Injury

Nature of Claim:

This matter arose as the result of a zoning dispute with a mobile home park. The purchasers of the mobile home park were advised that it was a nonconforming use and filed suit against the City.

22 2006-2007-0065 DAYTON, EDWARD R. v. City of Fairfield

Date of Incident: 2/13/2007
Date of Claim: 8/10/2007
Date of Notification: 6/22/2009
Type of Claim: Property Damage, Personal Injury

Nature of Claim:

This matter arose as the result of numerous nuisance abatement actions which have been taken against the claimant's property.

23 2006-2007-0064 BECKER, STACEY LYNN v. City of Vallejo

Date of Incident: 3/13/2007
Date of Claim: 7/23/2007
Date of Notification: 9/23/2009
Type of Claim: Bodily Injury, Property Damage

Nature of Claim:

This matter arose as the result of a three vehicle traffic collision which occurred in the City of Vallejo. Apparently, the claimant was a driving instructor sitting in the passenger seat of the training vehicle. The driver made a left turn, directly into the path of a City police vehicle. The police vehicle struck the training vehicle and the training vehicle continued forward, striking a third vehicle.

24 2006-2007-0063 BERRY, ETHAN v. City of Fairfield

Date of Incident: 6/17/2007
Date of Claim: 12/17/2007
Date of Notification: 9/11/2009
Type of Claim: Bodily Injury, Personal Injury

Nature of Claim:

This matter arose as a result of the detention of the two claimants by police officers of the City of Fairfield. Apparently, officers had been dispatched to the same street, earlier in the evening, in response to complaints of a loud party. They were dispatched again later in response to a complaint of underage drinking. Unfortunately, on the second response, they went to the wrong house. The officers ended up in a confrontation with several people and had to call for backup. The claimants had been restrained and placed in the back of a police vehicle when the officers discovered that they were at the wrong address. The claimants were released at the scene.

New Claims Received by CJPRMA

25 2005-2006-0074 EATON, RICK v. City of Rocklin (NCCSIF)

Date of Incident: 1/9/2006
Date of Claim: 7/6/2006
Date of Notification: 9/22/2009
Type of Claim: Personal Injury, Employment Practices

Nature of Claim:

This matter arose as a result of the termination of the plaintiff from his position as a police officer with the City of Rocklin.

26 1986-1987-0074 CLARK, CARLA M. v. City of Santa Rosa

Date of Incident: 10/1/1986
Date of Claim: 2/22/2001
Date of Notification: 4/30/2001
Type of Claim: Property Damage


Nature of Claim:

This matter arose as a result of the claimants being exposed to pollutants in the water table below their residences and in their wells. Apparently, pollutants from a dry cleaning business leached into the underground water table through the City's sewer lines.

Although the case has been settled, the file has been reopened in order to monitor the recovery of funds from the bankruptcy of the Reliance Insurance Company. The approved recovery amount is \$69,672.91. The recovery will take place over several years, commencing in late 2010.

**CALIFORNIA JOINT POWERS
RISK MANAGEMENT AUTHORITY**

AGENDA BILL

Item #: 4	<u>Title:</u> NOTIFICATION OF CLAIMS CLOSED
Meeting: 03/18/2010	
General Manager: 	

Recommended Action:

None. This item is for information purposes only.

Item Explanation:

Attached hereto, as Exhibit 1, is a list of the 11 claims which have been closed since the last board meeting. Items 9 and 10 are the same claim but involved two members.

Fiscal Impact:

None

Exhibits:

1) List of claims closed by CJPRMA

Board Action:

Claims Closed by CJPRMA

1 2007-2008-0011 MEDLIN, MARY LOUISE v. City of Desert Hot Springs (PERMA)

Date of Incident: 11/15/2007

Date of Claim: 5/12/2008

Date of Notification: 5/12/2008

Type of Claim: Bodily Injury

Nature of Claim:

This matter arose as the result of a traffic collision between a pedestrian and a vehicle which occurred in the City of Desert Hot Springs. Apparently, the decedent was crossing a street when she was struck by an oncoming vehicle. She died as the result of injuries sustained in that incident.

Current Status:

This matter was dismissed, so the file has been closed.

2 2006-2007-0015 WOLFF, JOYCE v. City of Rancho Mirage (PERMA)

Date of Incident: 12/29/2006

Date of Claim: 6/7/2007

Date of Notification: 7/2/2007

Type of Claim: Bodily Injury

Nature of Claim:

This matter arose as the result of a traffic collision between an 80 year old pedestrian and a vehicle. Apparently, he was attempting to cross several lanes of a highway, to reach a restaurant on the other side. When he reached the opposite curb, he encountered foliage and decided to walk along the curb way. He either fell or tripped into the traffic lane and was struck and killed by a vehicle.

Current Status:

This matter was settled for the amount of \$30,000, without contribution from CJPRMA, so the file has been closed.

3 2006-2007-0007 SYBYL, DEBRA v. City of Santa Rosa

Date of Incident: 9/15/2006

Date of Claim: 3/16/2007

Date of Notification: 3/28/2007

Type of Claim: Bodily Injury, Personal Injury

Nature of Claim:

This matter arose as a result of the arrest of the claimant by Santa Rosa police. She was allegedly injured during a confrontation with another individual. She claims that Santa Rosa police officers failed to properly direct her for treatment of her fractured jaw.

Current Status:

The claimant failed to file a lawsuit, within the allotted time period following rejection of the claim, so the state court actions are barred. Although there is a two year statute, under federal law, that time has run as well. As a result, the file has been closed.

Claims Closed by CJPRMA

4 2005-2006-0063 AYALA, WILRONALD v. City of Adelanto (PERMA)

Date of Incident: 2/5/2006
Date of Claim: 12/11/2006
Date of Notification: 3/5/2008
Type of Claim: Bodily Injury, Property Damage

Nature of Claim:

This matter arose as the result of a traffic collision which occurred in an unincorporated portion of San Bernardino County. Apparently, an Animal Control Officer of the City of Adelanto was responding to a report of a dead dog in a roadway. When she steered around the carcass, staying within her portion of the roadway, she was struck head on by an oncoming vehicle that had careened into her lane. Both the driver and passenger of the other vehicle died as the result of injuries sustained in that collision.

Current Status:

This matter was settled for the amount of \$35,000, without contribution from CJPRMA, so the file has been closed.

5 2005-2006-0029 JONES, SHERMAN v. City of Banning (PERMA)

Date of Incident: 6/20/2006
Date of Claim: 9/1/2006
Date of Notification: 10/10/2006
Type of Claim: Bodily Injury, Personal Injury

Nature of Claim:

This matter arose as a result of the shooting of the claimant's decedent by police officers of the City of Banning. Apparently, they had responded to a report of vandalism and were searching the area for the alleged suspects when they came upon the claimant's decedent. He allegedly ran from them through a nearby school. The officers stated that he turned and pointed a handgun at them and that that was when they fired at him. He allegedly did this twice during the course of the foot pursuit. He died as the result of injuries sustained in that confrontation.

Current Status:

This matter was settled for the amount of \$200,000, without contribution from CJPRMA, so the file has been closed.

6 2005-2006-0001 FERNANDEZ, KARLA v. City of Santa Rosa

Date of Incident: 7/16/2005
Date of Claim: 1/9/2006
Date of Notification: 7/25/2005
Type of Claim: Bodily Injury, Personal Injury

Nature of Claim:

This matter arose as a result of the death of the claimant's husband while he was struggling with police officers of the City of Santa Rosa. Apparently, the officers responded to his home, after his wife had contacted them, via the 911 line, to report that he was delirious. When they arrived on the scene, a confrontation ensued in which the officers had to use pepper spray, a taser and a carotid hold. The claimant's husband started to have trouble breathing and then stopped completely. Attempts to revive him were unsuccessful.

Current Status:

This matter was settled for the amount of \$240,352, without contribution from CJPRMA, so the file has been closed.

Claims Closed by CJPRMA

7 2004-2005-0060 ROBINSON, MATT v. City of Desert Hot Springs (PERMA)

Date of Incident: 10/13/2004

Date of Claim:

Date of Notification: 11/27/2007

Type of Claim: Bodily Injury, Personal Injury, Employment Practices, Wrongf

Nature of Claim:

This matter arose as a result of the alleged wrongful termination of the claimant from his employment as a police officer with the City of Desert Hot Springs.

Current Status:

At the time of the incident, PERMA did not provide EPL coverage. As a result, the file has been closed.

8 2004-2005-0058 MENDOZA, ADOLFO v. City of Fairfield

Date of Incident: 3/22/2005

Date of Claim: 6/11/2007

Date of Notification: 8/1/2007

Type of Claim: Bodily Injury, Property Damage, Personal Injury

Nature of Claim:

This matter arose as a result of the execution of a search warrant on the premises of the claimant. Apparently, the officers executed the warrant on the wrong location. They allegedly used a battering ram to open the door. The claimant allegedly suffered a head injury during this incident. CJPRMA has three members involved in this matter. They are Vacaville, Fairfield and Dixon (NCCSIF).

Current Status:

This matter was settled for the amount of \$567,500. Three members of CJPRMA (Vacaville, Fairfield and Dixon (NCCSIF)) were involved in this matter. Pursuant to the Memorandum of Coverage, in this situation, only one SIR applies and that is the lowest of the members involved. In this case, the SIR was \$500,000. After totaling the amount of the expenses of all three members, CJPRMA reimbursed the amount of \$135,681.24. The file is now closed.

9 2004-2005-0058 MENDOZA, ADOLFO v. City of Dixon (NCCSIF)

Date of Incident: 3/22/2005

Date of Claim: 6/11/2007

Date of Notification: 8/1/2007

Type of Claim: Bodily Injury, Property Damage, Personal Injury

Nature of Claim:

This matter arose as a result of the execution of a search warrant on the premises of the claimant. Apparently, the officers executed the warrant on the wrong location. They allegedly used a battering ram to open the door. The claimant allegedly suffered a head injury during this incident. CJPRMA has three members involved in this matter. They are Vacaville, Fairfield and Dixon (NCCSIF).

Current Status:

This matter was settled for the amount of \$567,500. Three members of CJPRMA (Vacaville, Fairfield and Dixon (NCCSIF)) were involved in this matter. Pursuant to the Memorandum of Coverage, in this situation, only one SIR applies and that is the lowest of the members involved. In this case, the SIR was \$500,000. After totaling the amount of the expenses of all three members, CJPRMA reimbursed the amount of \$135,681.24. The file is now closed.

Claims Closed by CJPRMA

10 2004-2005-0058 MENDOZA, ADOLFO v. City of Vacaville

Date of Incident: 3/22/2005
Date of Claim: 6/11/2007
Date of Notification: 8/1/2007
Type of Claim: Bodily Injury, Property Damage, Personal Injury

Nature of Claim:

This matter arose as a result of the execution of a search warrant on the premises of the claimant. Apparently, the officers executed the warrant on the wrong location. They allegedly used a battering ram to open the door. The claimant allegedly suffered a head injury during this incident. CJPRMA has three members involved in this matter. They are Vacaville, Fairfield and Dixon (NCCSIF).

Current Status:

This matter was settled for the amount of \$567,500. Three members of CJPRMA (Vacaville, Fairfield and Dixon (NCCSIF)) were involved in this matter. Pursuant to the Memorandum of Coverage, in this situation, only one SIR applies and that is the lowest of the members involved. In this case, the SIR was \$500,000. After totaling the amount of the expenses of all three members, CJPRMA reimbursed the amount of \$135,681.24. The file is now closed.

11 2004-2005-0032 FERREL, KYLE GILBERT v. City of Santa Rosa

Date of Incident: 2/3/2005
Date of Claim: 8/22/2005
Date of Notification: 4/14/2006
Type of Claim: Bodily Injury, Personal Injury

Nature of Claim:

This matter arose as a result of the arrest of the claimant by police officers of the City of Santa Rosa. Apparently, police officers had been dispatched to the school where one of the claimants was in attendance. This related to the fact that there had been a confrontation and a possible fight was brewing. The officers were aware of the history of the individuals involved because they had had prior confrontations and had made prior threats against each other. When they arrived at the school, the father of the student had already returned home. The officers transported the student to his house and asked to speak to his father. They were advised that he was in his work shed. When they attempted to talk to him, he made various threats and started yelling, while holding a hunting knife in his hand. A confrontation ensued and he was eventually tased and taken into custody. Because two of his sons attempted to intervene as well, and ended up in confrontations with other officers, all were subsequently arrested.

Current Status:

This matter was settled for the amount of \$45,000, without contribution from CJPRMA, so the file has been closed.

Claims Closed by CJPRMA

12 2002-2003-0012 LAABS, TINA v. City of Victorville (PERMA)

Date of Incident: 10/24/2002
Date of Claim: 1/23/2003
Date of Notification: 3/19/2003
Type of Claim: Bodily Injury, Property Damage

Nature of Claim:


This matter arose as the result of a traffic collision which occurred in the City of Victorville. Apparently, a vehicle traveling in excess of 100 miles per hour entered an intersection and struck another vehicle that was attempting to make a left turn. The speeding vehicle careened out of the control and struck a light pole. The driver of the speeding vehicle, a minor, died as the result of injuries sustained in that incident. One of the passengers, a minor, suffered traumatic injuries that resulted in the amputation of both of her legs.

Current Status:

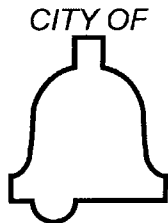
The City's Motion for Summary Judgment was granted. The Court of Appeal affirmed that decision. The file is now closed.

**CALIFORNIA JOINT POWERS
RISK MANAGEMENT AUTHORITY**

AGENDA BILL

Item #: 5	<u>Title:</u> APPOINTMENT OF NEW BOARD MEMBERS/ ALTERNATES
Meeting: 03/18/2010	
General Manager: 	
 <u>Recommended Action:</u> None. This item is being provided for information purposes only. <u>Item Explanation:</u> Notifications regarding a change in director/alternate designation that have been received since the last meeting are indicated herein. <ol style="list-style-type: none">1) San Rafael Alternate – Eric Davis, Deputy City Attorney II2) Vacaville Board Member – Sandy Hess, Human Resources Analyst II3) Vacaville Alternate – Celeste Garrett, Human Resources Analyst <u>Fiscal Impact:</u> None. <u>Exhibits:</u> <ol style="list-style-type: none">1) Letter from San Rafael, Dated 02/04/20102) Letter from Vacaville, Dated 02/09/2010	

Board Action:



San Rafael

Mayor
Albert J. Boro

Council Members
Greg Brockbank
Damon Connolly
Barbara Heller
Marc Levine

OFFICE OF THE CITY ATTORNEY

Robert F. Epstein, City Attorney
Eric T. Davis, Deputy City Attorney II
Lisa A. Goldfien, Deputy City Attorney II

RECEIVED

February 4, 2010

FEB 08 2010

C.J.P.R.M.A.

Robert German, General Manager
CA Joint Powers Risk Management Association
2333 San Ramon Valley Blvd., #250
San Ramon, CA 94583-4456

RE: Appointment of Alternate Board Member for City of San Rafael

Dear Mr. German:

Pursuant to Article III of the Bylaws of the California Joint Powers Risk Management Authority, I hereby appoint Eric T. Davis, Deputy City Attorney II for the City of San Rafael, as the **alternate** board representative for the City of San Rafael. Mr. Davis is replacing Pamela Waterstone who's position is being eliminated due to a budget reduction layoff. This change shall take effect immediately. Mr. Davis' contact information is as follows:

Eric T. Davis
Deputy City Attorney II
City of San Rafael
1400 Fifth Avenue, Room 202
San Rafael, CA 94901


PHONE: (415) 485-3080
FAX: (415) 485-3109
EMAIL: eric.davis@cityofsanrafael.org

Sincerely,

ROBERT F. EPSTEIN
City Attorney

cc: Leslie Loomis, H. R. Manager
Eric T. Davis, Deputy City Attorney II

COUNCIL MEMBERS
LEN AUGUSTINE, Mayor
CURTIS HUNT, Vice Mayor
PAULINE CLANCY
DILENNA HARRIS
RON ROWLETT



RECEIVED
FEB 11 2010
C.J.P.R.M.A

CITY OF VACAVILLE

650 MERCHANT STREET, VACAVILLE, CALIFORNIA 95688-6908

ESTABLISHED 1850

February 9, 2010

Human Resources Department

California Joint Powers Risk Management Authority
CJPRMA
Attn: Bob German, General Manager
2333 San Ramon Valley Blvd. Suite 250
San Ramon, CA 94583

Subject: Change in City of Vacaville Representation

The following changes in representation will be effective March 1, 2010

- The City's "representative" to the Board of Directors will be:
Sandy Hess, Human Resources Analyst II
- The City's "alternate representative" to the Board of Directors will be:
Celeste Garrett, Human Resources Manager

Please contact me at 707-449-5101 with any questions you may have.

Sincerely,


A handwritten signature in cursive script that reads "Dawn Villarreal".

Dawn Villarreal
Director

cc: Celeste Garrett
Sandy Hess
CJPRMA File

**CALIFORNIA JOINT POWERS
RISK MANAGEMENT AUTHORITY**

AGENDA BILL

Item #: 6	<u>Title:</u> 2010 BUSINESS CALENDAR
Meeting: 03/18/2010	
General Manager: 	
<p><u>Recommended Action:</u></p> <p>None. This item is being provided for information purposes only.</p> <p><u>Item Explanation:</u></p> <p>The CJPRMA 2010 Business Calendar will be provided as a standing agenda item for all future Board Meetings. This calendar provides Board Members and Staff with a listing of key business items and the required dates for completion. The General Manager will be available to discuss questions regarding the calendar.</p> <p><u>Fiscal Impact:</u></p> <p>None</p> <p><u>Exhibits:</u></p> <p>CJPRMA 2010 Business Calendar</p>	

Board Action:



CALIFORNIA JOINT POWERS RISK MANAGEMENT AUTHORITY

2010 BUSINESS CALENDAR

January

- Claims Audit in process
- Distribution of Executive Committee Agenda - 01/14/2010
- Executive Committee Meeting - 01/21/2010

February

- FPPC Form 700 Filing Requests Sent Out
- PARMA Conference (02/16/2010 - 02/19/2010)
- Deadline for Members to submit Agenda items for March Meeting - 02/25/2010

March

- Distribution of Board of Directors Meeting Agenda - 03/11/2010
- Board of Directors Meeting - 03/18/2010
- Annual Meeting Room Requests
- Distribution of Summary of Property Values
- Distribution of Summary of APD Values

April

- FPPC Form 700 Filing Deadline April 1
- Distribution of Executive Committee Meeting Agenda - 04/08/2010
- Executive Committee Meeting - 04/15/2010
 - Bi-annual review of staff salaries and benefits
- Distribution of Certificate of Coverage Renewals Lists
- Requests for Nominations for President/Vice President (Bi-annually)
- Deadline for Members to submit Agenda items for April Meeting - 04/07/2010
- Distribution of Board of Directors Annual Meeting Agenda- 04/21/2010
- Board of Directors Annual Meeting - 04/28/2010 - 04/30/2010
 - Commercial Insurance Renewals
 - Bi-annual Review of Staff Salaries and Benefits
 - Proposed Budget for 2010-2011
 - Claims Audit Presentation *

May

- Return Certificate of Coverage Renewals Lists to Staff
- Deadline for Members to submit Agenda items for June Meeting - 05/27/2010

June

- Distribution of Board of Directors Meeting Agenda - 06/10/2010
- Board of Directors Meeting - 06/17/2010
 - Bi-annual election of President and Vice President
 - Election of Executive Committee Members
- Certificates of Coverage Renewals mailed to certificate holders
- Risk Management Plan Revisions
- Requests for reimbursement of liability training expenses due by June 30

July

- Distribution of Executive Committee Meeting Agenda - 07/08/2010
- Executive Committee Meeting - 07/15/2010
- General Liability Premiums Billed
- Auto Physical Damage Program Premiums Billed
- Property Program Premiums Billed
- Boiler & Machinery Premiums Billed

August

- Financial Audit in process
- Actuarial Study in process

September

- Distribution of Executive Committee Agenda - 08/31/2010
- Executive Committee Meeting - 09/07/2010
- CAJPA Conference 09/08/2010 - 09/10/2010
- Distribution of Summary of Property Values
- Distribution of Summary of APD Values
- Deadline for Members to submit Agenda items for October Meeting - 09/29/2010

October

- Distribution of Board of Directors Meeting Agenda - 10/13/2010
- Board of Directors Meeting - 10/20/2010 -10/21/2010
 - Financial Audit Presented
 - Approval of Annual Meeting and Holiday Calendars
 - Annual Review of Investment Policy
 - Bi-annual Review of Conflict of Interest Code (even numbered years)

November


- Distribution of Executive Committee Meeting Agenda - 11/10/2010
- Executive Committee Meeting - 11/18/2010
- Deadline for Members to submit Agenda items for December Meeting - 11/23/2010

December

- Distribution of Board of Directors Meeting Agenda - 12/09/2010
- Board of Directors Meeting - 12/16/2010
 - Annual Report Presented
 - Actuarial Study Presented
- Deadline for change to SIR or withdrawal from any CJPRMA program - 12/31/2010

**CALIFORNIA JOINT POWERS
RISK MANAGEMENT AUTHORITY**

AGENDA BILL

Item #: 7	Title: "HITECH" HIPAA PROVISIONS
Meeting: 03/18/2010	
General Manager: 	

Recommended Action:

None at this time.

Item Explanation:

"The Health Insurance Portability and Accountability Act (HIPAA) privacy and security rules require employer group health plans to assess and document compliance, secure business associate agreements, develop policies and procedures and train personnel. Starting in 2009, "HITECH" HIPAA provisions expanded penalties and enforcement and added new breach notice duties.

Ms. Kathleen Murphy, JD and Mr. Dard Hunter, both of Mercer, will provide a presentation on the effects of the 2009 "HITECH" HIPAA provisions.

The presentation will also provide an overview of Mercer and the services available to CJPRMA members.

Fiscal Impact:

None.

Exhibits:

- 1) CJPRMA Employee Benefits Discussion

Board Action:

MARSH

MARSH MERCER KROLL
GUY CARPENTER OLIVER WYMAN



March 18, 2010 - Board Meeting

Casualty and Property Reinsurance Programs Overview

California Joint Powers Risk Management Authority

www.marsh.com

Placement Summary: 2009 - 2010

California Joint Powers Risk Management Authority



Liability Programs

- **Excess Reinsurance Liability:** July 1, 2009-2010
 - o Munich Reinsurance America, Inc. – Best Rating: A+ XV
 - o SCOR Reinsurance Co. – Best Rating: A- XV
- **Automobile Physical Damage:** July 1, 2009-2010
 - o National Surety Corp (Fireman's Fund) – Best Rating: A XV
- **Office Package Policy – General Offices:** June 24, 2009-2010
 - o Federal Insurance Company (Chubb Group) – Best Rating A++ XV
- **Crime Shield – General Offices:** February 1, 2009-2012
 - o Hartford Fire Insurance Company A XV

Property Programs

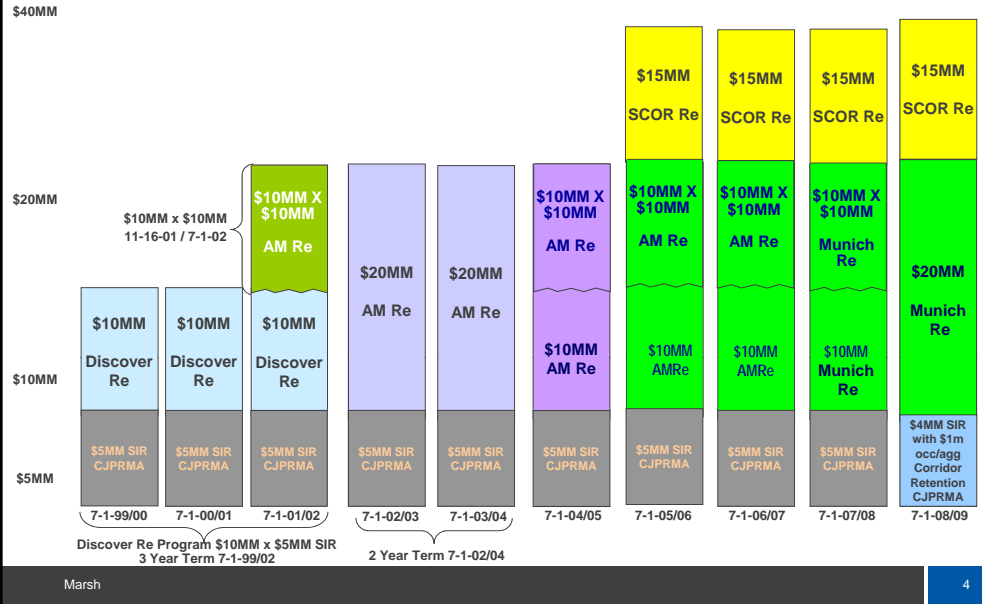
- **Primary Property:** July 1, 2009-2010
 - o Munich Reinsurance America, Inc. – Best Rating: A+ XV
- **Excess Property: July 1, 2009-2010**
 - o Federal Ins. Co. (Chubb Group) – Best Rating A++XV
- **Boiler and Machinery:** July 1, 2009-2010
 - o Hartford Steam Boiler – Best Rating: A++ X

Casualty Reinsurance

Casualty Reinsurance Program
California Joint Powers Risk Management Authority



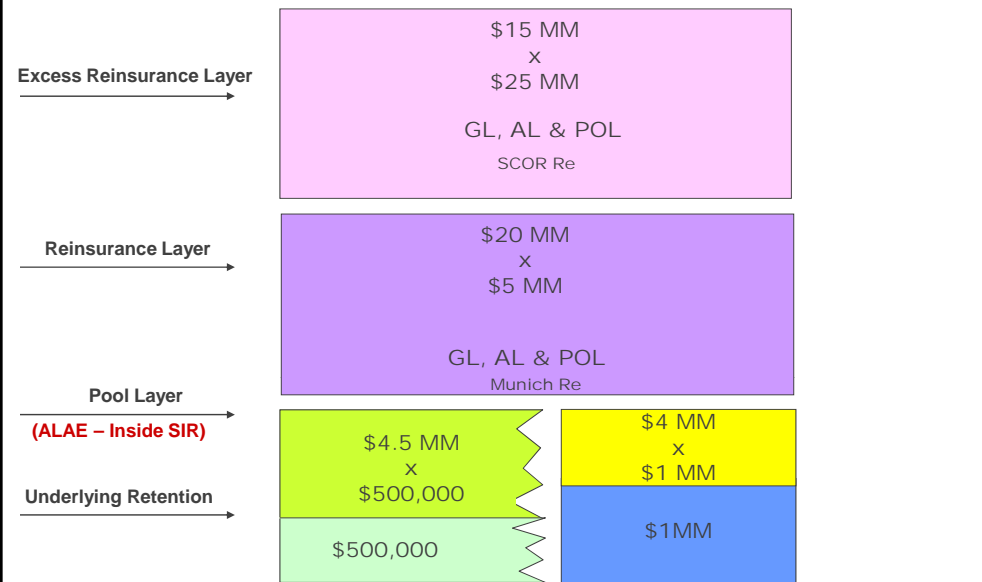
Historical Reinsurance Program – July 1, 1999/2009 California Joint Powers Risk Management Authority Participation Excess Cedant (CJPRMA) Retention (SIR)



Marsh

4

Reinsurance Program Structure July 1, 2009-2010 – Option B California Joint Powers Risk Management Authority \$5MM Self Insured Retention



Marsh

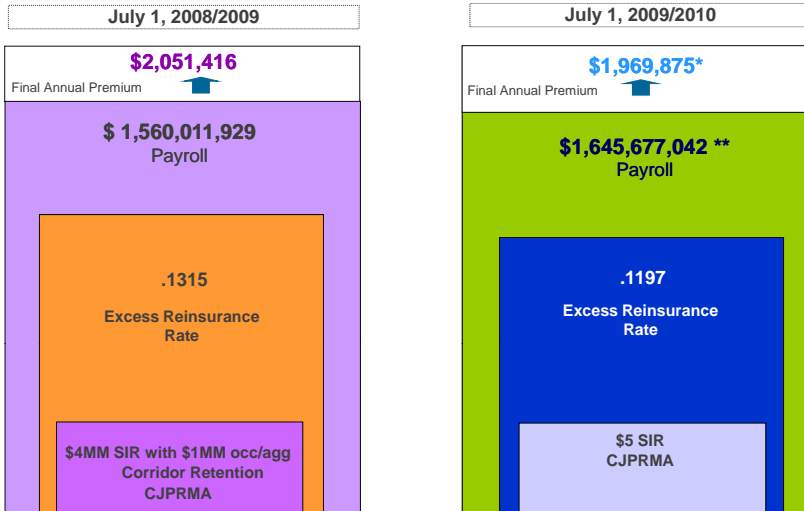
5

Reinsurance Renewal Program Comparison

California Joint Powers Risk Management Authority

\$20MM X Cedant Retention (SIR)

Munich Reinsurance America, Inc. (A+ XV)



Marsh

6

Reinsurance Liability Renewal: July 1, 2009/2010

California Joint Powers Risk Management Authority

Rate Summary: Munich Reinsurance America, Inc.



	July 1, 2008-2009	July 1, 2009-2010	Difference
Munich Re \$20MM x \$5MM SIR*	.1315	.1197	(8.95)

Comment:

* 2008/2009 Excess Liability had a \$4,000,000 SIR with a \$1,000,000 corridor

* Final premium – June 2009

Marsh

7

Excess Reinsurance Liability Renewal: July 1, 2008 / 2010
California Joint Powers Risk Management Authority
\$15MM x \$20MM x Cedant's SIR



July 1, 2008/2009

Scor Reinsurance
Company
(A- IX)

\$15MM x \$20MM

\$401,980* Flat

* Includes TRIA

July 1, 2009/2010

Scor Reinsurance
Company
(A- XV)

\$15MM x \$20MM

\$351,733* Flat

12.5% Reduction
2 Year Premium
Guarantee

* Includes TRIA

Excess Liability Program – Optional Excess Layer
California Joint Powers Risk Management Authority
\$10MM x \$35MM x Cedant's SIR



July 1, 2009/2010

Scor Reinsurance
Company
(A- XV)

\$10MM x \$35MM

\$87,479* Flat

* Includes TRIA

Recommended program based upon the following points of interest:

- ✓ Excess Reinsurance
- ✓ Follows terms of the MOC
- ✓ Includes Terrorism
- ✓ Collateral Business with Scor Re
- ✓ Long Term Underwriting Relationship
- ✓ Net Underwriting Capacity

**California Joint Powers Risk Management Authority
Casualty Insurance Program
July 1, 2008 to July 1, 2010**



Munich Reinsurance America, Inc. / Scor Re

- Strong Financial Stability of underwriting capacity
- Domestic Reinsurance Excess CJPRMA SIR
- Direct Reinsurance of Memorandum of Coverage (MOC)
- Following Form Excess
- CJPRMA retains control over claims settlement

**California Joint Powers Risk Management Authority
Casualty Insurance Program**



- Multi-year rate guarantee - Primary
 - ✓ Avoids market cycle fluctuations
 - ✓ Maintains broad policy terms and conditions
 - ✓ Protects against adverse loss experience
- Excellent Underwriting Relationship – Long Term Relationship
- Underwriting Flexibility
- Munich Re has a dedicated Public Entity Division which has been in existence for over 25 years.

Auto Physical Damage

Automobile Physical Damage Program—July 1, 2009-2010
California Joint Powers Risk Management Authority



Automobile Physical Damage Program—July 1, 2009-2010 California Joint Powers Risk Management Authority Participating Members

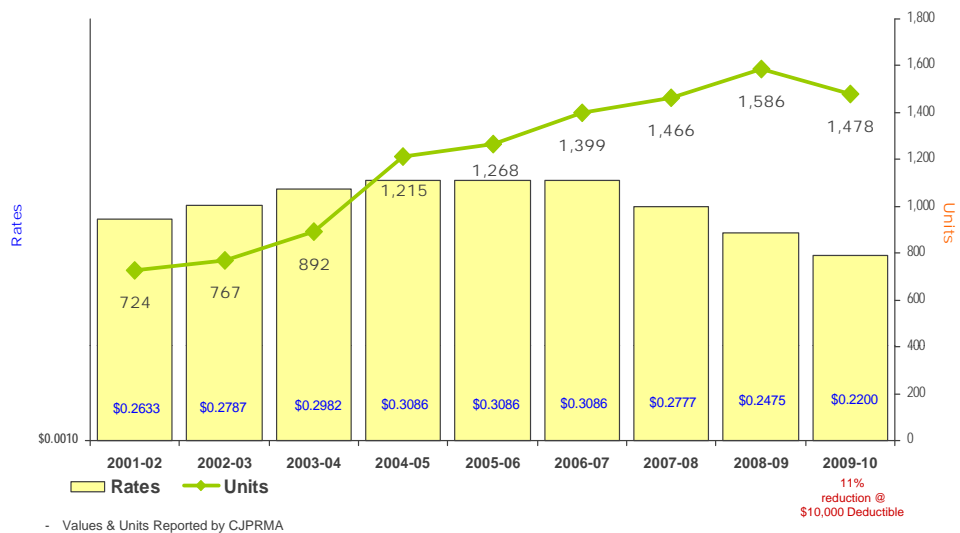


- The City of Alameda
- The City of Chico
- The City of Fremont
- The City of Lodi
- The City of Petaluma
- Redwood Empire Municipal Insurance Fund (REMIF), comprised of the following members:

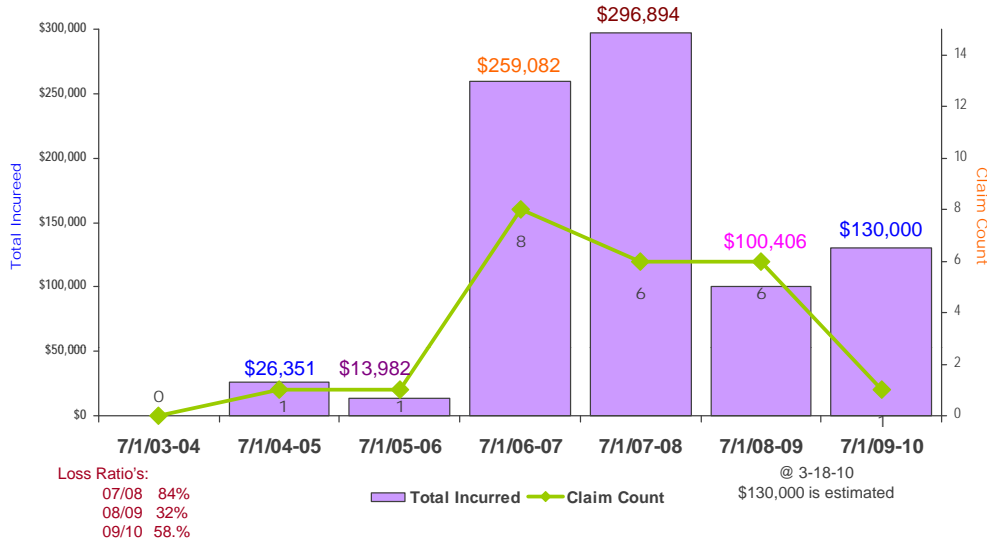
Arcata	Fort Bragg	Rohnert Park	Ukiah
Cloverdale	Fortuna	Sebastopol	Willits
Cotati	Healdsburg	Sonoma	Windsor
Eureka	Lakeport	St. Helena	

- The City of San Leandro
- City of Stockton
- The City of Sunnyvale
- The City of Vacaville
- The City of Vallejo

Automobile Physical Damage Program California Joint Powers Risk Management Authority Historical Program Review July 1, 2001 / July 2010



**Automobile Physical Damage Program
California Joint Powers Risk Management Authority
Historical Losses Excess \$10,000: July 1, 2003 – March 18, 2010**



Marsh

16

**Automobile Physical Damage Program—July 1, 2009/2010
California Joint Powers Risk Management Authority
Renewal Options – Fireman's Fund**



	7/1/08-09 Expiring	7/1/09-10 Renewal Options		
Carrier	National Surety Corp. (Fireman's Fund) Best: A XV	National Surety Corp. (Fireman's Fund) Best: A XV (Incumbent)		
Limit per occurrence	\$5,000,000	\$5,000,000	\$5,000,000	\$5,000,000
Deductible per occurrence	\$10,000	\$10,000	\$20,000	\$25,000
Covered Vehicles	excess \$25,000	excess of \$25,000	excess of \$25,000	excess of \$25,000
Rate per \$100 of value	\$0.2475	\$0.2200	\$0.2000	\$0.1900
Vehicle Values - Estimate	\$135,334,204	\$135,334,204	\$135,334,204	\$135,334,204
Deposit Premium *	\$334,952	\$297,735	\$270,668	\$257,135
Surplus lines taxes & fees	N/A	N/A	N/A	N/A
	\$334,952	\$297,735	\$270,668	\$257,135
Optional Terrorism Premium	Declined	\$15,073	\$13,566	\$12,616
Comments:	Includes EQ & Flood Automatic roll on Audit: 7/1/09 - as expiring Claims adjuster: Fireman's Fund	(11%) Rate Reduction Includes EQ & Flood Automatic roll on Audit: 7/1/10 - as expiring Claims adjuster: Fireman's Fund		

Values as of 1-1-09. Updated values will be provided as of 6-30-09.

*Fireman's Fund + \$250 Property Floater

Marsh

17

General Office Programs


- CJPRMA General Office**
- 1) Office Package Policy – June 24, 2009 – 2010
 - 2) Non-owned Auto Policy – June 24, 2009 – 2010
 - 3) Public Employee Blanket Bond – February 1, 2009 – 2012



	OFFICE PACKAGE Policy and Non-Owned Auto June 24, 2009 - 2010	CRIME SHIELD Program February 1, 2009 - 2012
Carrier	Federal Insurance Company (A++XV)	Harford Fire Insurance Co. (A+XV)
Limit of Liability	\$1MM Per Occurrence - General Liability & Non-owned Auto. Office Contents Values on file with carrier.	\$4MM Employee Dishonest \$4MM Theft, Disappearance & Destruction \$4MM Depositors Forgery \$4MM Computer Fraud
Deductible	\$1,000 – Per Occurrence Office Contents – Property No Deductible GL/AL	\$40,000 each loss
Premium	\$2,975 - Annual	\$15,962 – Three Year Pre-Paid
Coverage	General Liability – Office Premises Property Insurance – Office Contents Non-owned Auto	Employee Dishonesty Computer Fraud Depositor Forgery




Property Reinsurance



Property Program Structure 2009-2010

California Joint Powers Risk Management Authority



California Joint Powers Risk Management Authority

Property Insurance Program

July 1, 2008 to July 1, 2010



Munich Reinsurance America, Inc. / Federal Insurance Co. (Chubb)

- Strong Financial Stability of underwriting capacity
- Domestic Reinsurance Primary
- Admitted Excess – Following Form - Pending
- Direct Reinsurance of Memorandum of Coverage (MOC) – Primary
- Extremely Broad Manuscript Policy Form
 - ✓ No policy sublimits
 - ✓ Single Deductible Clause
- CJPRMA retains control over claims settlement

California Joint Powers Risk Management Authority Property Insurance Program




- Multi-year rate guarantee - Primary
 - ✓ Avoids market cycle fluctuations
 - ✓ Maintains broad policy terms and conditions
 - ✓ Protects against adverse loss experience
- Excellent Claims handling experience.
- Excellent Underwriting Relationship
- Underwriting Flexibility
- Munich Re has a dedicated Public Entity Division which has been in existence for over 25 years.

Master Property Program – \$10M Primary Property Layer California Joint Powers Risk Management Authority



Munich Re \$10M Rate Stabilization Plan –
Two Year Cumulative Earned Loss Ratio
July 1, 2008 to July 1, 2010



Program Inception

July 1, 2008 to July 1, 2010

Loss Ratio based upon Paid and Reserved Claims

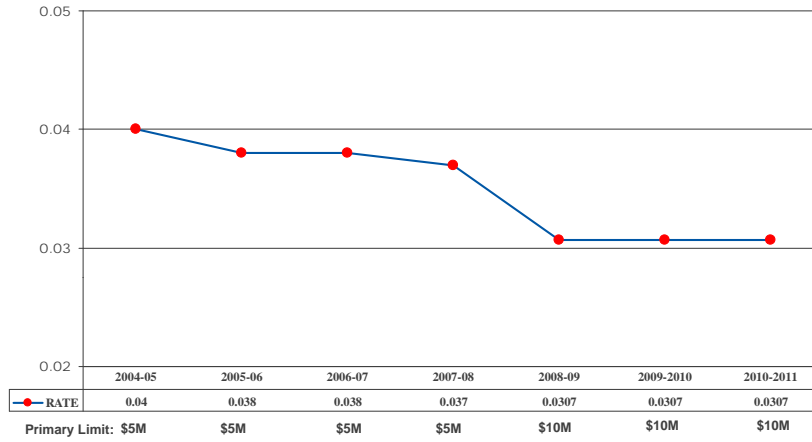
- 2008 - 2010 Rate Stabilization Feature is based upon Loss Ratio not exceeding 58%
- 2010 Stabilization feature can contain up to \$2,515,425 in loss without rate adjustment subject to treaty reinsurance

7 Year Primary Rate Analysis July 1, 2004 - July 1, 2011



California Joint Powers Risk Management Authority

Program Rate Analysis



Boiler & Machinery

Boiler & Machinery Program



Marsh

28

Boiler and Machinery Program Structure California Joint Powers Risk Management Authority



Loss Limit \$21.25M

Hartford Steam Boiler (AIG)
AM Best A++

Various Program Sublimits

Deductibles

Deductible: \$5,000 except: \$3.00/KVA, \$10K minimum on Transformers; \$30/HP, \$10K minimum on ICE Generator Units; \$30/KW, \$50K minimum on Water Turbine Units; 24 Hours Business Interruption


Marsh

29



Boiler & Machinery Program—July 1, 2009 to July 1, 2011 California Joint Powers Risk Management Authority

Hartford Steam Boiler Rate Stabilization Plan –
Two Year Cumulative Earned Loss Ratio
July 1, 2009 to July 1, 2011



Program Inception

July 1, 2009 to July 1, 2011

Loss Ratio based upon Paid and Reserved Claims

- 2010 - 2011 Rate Stabilization Feature is based upon Loss Ratio not exceeding 40%
- 2010 Stabilization feature can contain up to \$269,640 in loss without rate adjustment subject to treaty reinsurance



2010 Property and Casualty Marketing Report

- **Priority No. 1 Marsh Delivering Value to CJPRMA**
 - ✓ Client Knowledge / Understanding CJPRMA Goals and Objectives
 - ✓ Historical Understanding the Risks and Exposures
 - ✓ Significant Market Leverage
 - ✓ Fosters a Long Term Partnership (CJPRMA – Munich – Marsh)
 - ✓ Unique Program Design Features
 - ✓ Eliminate Premium Volatility
- **Benefit to CJPRMA Members**
 - ✓ Reduced Premiums
 - ✓ Maintain Broad Terms and Conditions
 - ✓ Rate / Premium Stabilization Features
 - ✓ Proven Track Record
 - ✓ Responsive Claims Handling

2010 Property and Casualty Marketing Report Incumbent Underwriters



- Excess Casualty
 - ✓ Munich Re – \$20,000,000 excess \$5,000,000
 - ✓ Scor Re - \$15,000,000 excess of \$25,000,000

- Auto Physical Damage
 - ✓ Fireman's Fund - \$5,000,000

- Property
 - ✓ Munich Re – \$10,000,000 Primary
 - ✓ Federal Ins. Co. (Chubb) \$290,000,000 excess of \$10,000,000

- Boiler & Machinery
 - ✓ Hartford Steam Boiler (Munich Re)

2010 Property and Casualty Marketing Report



- Casualty
 - ✓ Multi-Year Program
 - ✓ Stabilization Feature
 - ✓ Rate Reduction - Pending
 - ✓ Premium Redistribution – No Claims Bonus Pending

- Auto Physical
 - ✓ Multi-Year - Pending
 - ✓ Stabilization Feature - Pending
 - ✓ Rate Reduction 9%

- Property
 - ✓ Multi-Year Program
 - ✓ Stabilization Feature - 2010 Rate Lock based on \$2,515,425 in Net Losses
 - ✓ Rate Reduction - Pending
 - ✓ Premium Redistribution – No Claims Bonus - Pending

2010 Property and Casualty Marketing Report




- Boiler & Machinery
 - ✓ Multi-Year Program
 - ✓ Stabilization Feature 2010 Rate Lock based on \$269,640 in net Losses
 - ✓ Premium Redistribution – No Claims Bonus (Pending)

Questions



**CALIFORNIA JOINT POWERS
RISK MANAGEMENT AUTHORITY**

AGENDA BILL

Item #: 11	<u>Title:</u> RISK MANAGEMENT ISSUES
Meeting: 03/18/2010	
General Manager: 	

Recommended Action:

None. This item is being provided for information purposes only.

Item Explanation:

This item is reserved for the discussion of risk management issues that are of concern to the members and for the provision of status updates on the risk management program.

Issues that have been requested to be listed for discussion are set forth below.

- 1) Risk Management for Supervisors (David Clovis, *CJPRMA*)
- 2) Medicare Secondary Payer Mandatory Reporting (Jeff Davis, *REMIF* & Ron Blanquie, *Petaluma*)
- 3) Certificates of Insurance (Jeff Davis, *REMIF*)
- 4) Forecast Homes, Inc. v. Steadfast Insurance Co. (Steve Schwarz, *Fremont*)
- 5) Preservation of Electronic Evidence (Tony Giles, *Sunnyvale*)

Fiscal Impact:

None.

Exhibits:

- 1) Risk Management for Supervisors Training Information
- 2) Medicare Changes Article
- 3) CPCU eJournal Article, November 2009
- 4) Forecast Homes, Inc., et al., v. Steadfast Insurance

Board Action: