



CALIFORNIA JOINT POWERS RISK MANAGEMENT AUTHORITY

BOARD OF DIRECTORS MEETING

June 19, 2008– 9:30 A.M.

**Bishop Ranch Conference Center
Bishop Ranch 3
2623 Camino Ramon, Suite 175
San Ramon, CA 94583**

(925) 543-7700

AGENDA

I. CALL TO ORDER: 9:30 a.m.

II. ROLL CALL

III. APPROVAL OF MINUTES

- Minutes of the Board of Director's Meeting held on May 7, 8, and 9, 2008

IV. PRESENTATIONS

- None

V. CONSENT CALENDAR

1. Financial Reports of CJPRMA for the periods ending January 31, February 29, and March 31, 2008
2. Additional Covered Party Certificates Approved by the General Manager
3. Notification of New Claims Received
4. Notification of Claims Closed

VI. THIS TIME IS RESERVED FOR MEMBERS OF THE PUBLIC TO ADDRESS THE BOARD OF DIRECTORS ON MATTERS OF BOARD BUSINESS

VII. ACTION CALENDER

5. Final Approval of Change to Employee Retirement Plan
6. Report from ad hoc Committee
7. Report on 2007 Claims Audit
8. Analysis of Member Claims Data
9. Risk Management Issues
10. Election of Officers

VIII. CLOSED SESSION

- None

IX. ACTION ON CLOSED SESSION ITEMS

X. ADJOURNMENT



CALIFORNIA JOINT POWERS RISK MANAGEMENT AUTHORITY

BOARD OF DIRECTORS MEETING

May 7, 8, and 9, 2008 – 1:00 P.M.

**Monterey Plaza Hotel and Spa
400 Cannery Row
Monterey, CA 93940**

(831) 646-1700

Minutes

I. CALL TO ORDER:

Vice President Margolies called the meeting to order at 1:02 p.m.

II. ROLL CALL

PRESENT

- | | |
|-------------------------------------|---|
| 1) Darrell Handy, <i>Alameda</i> | 11) Charlie Wilson, <i>Roseville</i> |
| 2) Dan Fulks, <i>Chico</i> | 12) Mary Ann Perini, <i>San Leandro</i> |
| 3) Barbara Dillon, <i>Fairfield</i> | 13) Gus Guinan, <i>San Rafael</i> |
| 4) Steve Schwarz, <i>Fremont</i> | 14) Lynne Margolies, <i>Santa Rosa</i> |
| 5) Bill Henderson, <i>Livermore</i> | 15) Roger Carroll, <i>SCORE</i> |
| 6) Janet Hamilton, <i>Lodi</i> | 16) Kathleen Williams, <i>Stockton</i> |
| 7) Dixon Coulter, <i>NCCSIF</i> | 17) Rebecca Moon, <i>Sunnyvale</i> |
| 8) Ron Blanquie, <i>Petaluma</i> | 18) Jeff Tonks, <i>YCPARMIA</i> |
| 9) Chris Carmona, <i>Redding</i> | 19) Paul Wildermuth, <i>Vacaville</i> |
| 10) Jeff Davis, <i>REMIF</i> | 20) Harry Maurer, <i>Vallejo</i> |

ABSENT

Pomona, PERMA

OTHERS PRESENT

- | | |
|---|--|
| 1) Susan Adams, <i>Alliant Insurance Services</i> | 5) Lola Deem, <i>CJPRMA</i> |
| 2) Marty Cassell, <i>Chandler</i> | 6) Robert German, <i>CJPRMA</i> |
| 3) Anna Swanson, <i>CJPRMA</i> | 7) Byrne Conley, <i>Gibbons & Conley</i> |
| 4) David Clovis, <i>CJPRMA</i> | 8) Janice Magdich, <i>Lodi</i> |

- 9) Brian Cooney, *Marsh*
- 10) Jim Pinckney, *Marsh*
- 11) Jerry Gebhardt, *Petaluma*
- 12) Mark Ferguson, *REMIF*

- 13) Pam Durocher, *Roseville*
- 14) Molly Dillon, *Santa Rosa*
- 15) Shelly Green, *Stockton*

III. APPROVAL OF MINUTES

A motion by Director Henderson, seconded by Director Coulter, to approve the minutes, passed unanimously.

IV. PRESENTATIONS

None.

V. CONSENT CALENDAR

- 1. Financial Reports of CJPRMA for the periods ending October 31, November 30, and December 31, 2007**
- 2. Additional Covered Party Certificates Approved by the General Manager**
- 3. Notification of New Claims Received**
- 4. Notification of Claims Closed**

A motion by Director Coulter, seconded by Director Davis, to approve the consent calendar, passed unanimously.

VI. THIS TIME IS RESERVED FOR MEMBERS OF THE PUBLIC TO ADDRESS THE BOARD OF DIRECTORS ON MATTERS OF BOARD BUSINESS

VII. ACTION CALENDAR

5. Election of Board President

The General Manager stated that, due to the resignation of Scott Ellerbrock as President, an election was required to fill the balance of his term. The governing documents did not allow for the elevation of the Vice President to the position of President. Instead, they require that a vacancy in either position (President/Vice President) be filled by an election at the next board meeting.

Bill Henderson (Livermore) was elected as President to serve the balance of Ellerbrock's term.

6. Request for Revocation of Notice of Withdrawal from YCPARMIA

The General Manager explained that YCPARMIA had submitted its notice of withdrawal on December 17, 2007, to be effective on July 1, 2008.

On March 20, 2008, the CJPRMA Board of Directors adopted a new business plan which resulted in a dramatic reduction in premium calculations.

As a result, in a letter dated April 25, 2008, YCPARMIA requested that their notice of withdrawal be revoked.

The General Manager stated that the JPA agreement required an affirmative vote of two thirds of the members in order for the revocation to be accepted.

A motion by Director Wildermuth, seconded by Director Maurer, to approve the notice of revocation, passed unanimously.

7. Report from Broker on renewal of Commercial Insurance Programs

Mr. Jim Pinckney and Mr. Bryan Cooney, of Marsh, were present to discuss the renewal of the Commercial Insurance Programs for Liability, Property, Boiler & Machinery and Auto Physical Damage.

Mr. Pinckney explained that, with regard to the liability reinsurance program, MARSH was able to negotiate a 29.7% reduction in the rate. The estimated annual premium was \$1,956,406, down from \$3,094,609 in 2007/2008. It should be noted that the 2007/2008 premium included PERMA and that the estimated premium for 2008/2009 did not.

MARSH was also able to negotiate more favorable terms and conditions for the coverage. For example, a corridor retention of \$1 million was included in this year's coverage. That meant that if \$1 million in losses was paid out by CJPRMA, in the \$4 million to \$5 million layer of the S.I.R., then all coverage limits would drop to a \$ 4 million S.I.R., instead of remaining at the initial \$5 million.

A motion by Director Tonks, seconded by Director Hamilton, to approve the renewal of the General Liability Reinsurance program with Munich Re America, and to authorize the General Manger to negotiate terms with Score Re for the upper layer of coverage, passed unanimously.

Mr. Pinckney explained that, with regard to the property coverage program, the rate has been reduced 17.02% to .0307 from the 2007/2008 rate of .037. It was estimated that the total insured values, under this program, would increase from \$5.35 billion to \$6.25 billion, as a result of the property appraisal program. The estimated premium for the primary property policy was \$1,918,750. It should be noted that 2% in value was added for coverage for vehicles on premises, time element, and land improvements. In addition, CJPRMA was projecting total insured values of at least \$6.5 billion. Utilizing CJPRMA's projections, the estimated premium would be approximately \$2,035,410. Considering that total insured values increased by an estimated \$1.15 billion, the projected premium increase was only \$42,245.

In addition, it was estimated that the premium for the excess property coverage would drop from \$423,338 to \$290,000 resulting in a further savings of \$133,338. The bottom line was that while total insured values went up \$1.15 billion, the total estimated premium would be reduced by approximately \$91,000.00.

The boiler and machinery premium was reduced from \$336,791 to a projected \$321,000, even though total insured values had increased by over \$1 billion.

A motion by Director Wilson, seconded by Director Davis, to approve the renewal of the Property Reinsurance Program including coverage for terrorism and to approve the Boiler & Machinery Renewal Program, passed unanimously.

Mr. Pinckney stated that the estimated premium for the Auto Physical Damage Program (APD) was \$313,424. That represented a reduction from the \$351,638 paid in 2007/2008. It also represented a reduction in the rate from .2777 in 2007/2008 to .2475 in 2008/2009.

A motion by Director Davis, seconded by Director Blanquie, to approve the renewal of the APD Program, passed unanimously.

8. Request from City of Stockton to join APD Program

The General Manager stated that the City of Stockton had requested that they be permitted to join the APD Program. He said that approval required an affirmative vote of two-thirds of the APD participants.

A motion by Director Davis, seconded by Director Wildermuth, to approve the City's request, passed unanimously.

9. Proposed Revision to By-laws

The General Manager explained that the new business plan, adopted by the Board at its meeting of March 20, 2008, changed the methodology utilized for premium calculation as well as the way in which investment income was to be distributed/utilized.

As a result, an amendment to the By-laws was necessitated.

Pursuant to Article XV (Amendments) of the By-laws, the proposed amendment was sent to the Board on April 8, 2008.

A motion by Director Tonks, seconded by Director Davis, to approve the proposed amendment, passed unanimously

10. Report from Investment Manager

Mr. Marty Cassell, of Chandler Asset Management, reviewed CJPRMA's investment portfolio with the Board.

He explained that the loss payment account was invested so as to match its duration with the duration of CJPRMA's actuarially determined liabilities. It is utilized to provide funds for operating expenses and the payment of losses. He also explained that the Long-Term Growth Account was utilized to provide for long-term asset growth in order to offset inflation.

As evidenced in the report, both accounts have exceeded their benchmarks, since inception, and all investments comply with CJPRMA's Investment Policy.

11. Proposed Operating Budget for 2008/2009

Lola Deem, CJPRMA's Financial Analyst, reviewed the proposed budget for 2008/2009.

She explained that the current Administrative Budget (2007/2008) was going to end the fiscal year approximately \$208,000 under budget. She said that the Direct Program Budget was going to be approximately \$369,000 over budget. However, it was noted that the Direct Program Budget did not have a direct affect on the current year's income.

She stated that the proposed budget for 2008/2009 reflected a decrease of approximately \$24,000 in Administrative expenditures and an increase of

approximately \$4,000 for the Direct Program Budget. She said that the total for the Administrative and Direct Program Budgets was \$1,590,500.

After numerous questions regarding specific line items, a motion by Director Carroll, seconded by Director Maurer, to approve the proposed 2008/2009 budget as presented, passed unanimously.

12. Biannual Review of Staff Salaries and Benefits

The General Manager stated that, after reviewing the survey data provided by staff, the Executive Committee had made the following recommendations.

First, that the salary range of the Financial Analyst be increased by \$1,011.50 (14.8%) per month.

Second, that the allotment for the medical benefits be increased by \$200.84 (18.39%) per month.

Third, that the current retirement plan (2% @ 55) be changed to provide the employees with a choice of either 2.5% @ 55, with the cost paid by CJPRMA, or 2.7% @ 55 with the employees contributing 3% to the cost.

On behalf of the staff, the General Manager stated that they desired to take 2.7% @ 55, while paying 3% of the cost.

Fourth, that the Auto Allowance for the Risk Manger be increased from \$450.00 per month to \$500.00 per month plus reimbursement for mileage at the IRS rate for all miles in excess of 50 on any trip.

A motion Director Maurer, seconded by Director Hamilton, to approve all of the Executive Committee's recommendations and the applicable PERS Resolutions, passed unanimously.

13. Risk Management Issues

The General Manager provided the Board with a draft of the proposed Personnel Policies and Employee Handbook for CJPRMA. He asked that they review the materials and provide him with any comments/recommendations that they may have. He said that he would review them and then run them by the attorney that had consulted on the handbook.

The Risk Manager provided the Vehicle Operation Guidelines for Cell Phone Usage to the Board and requested their comments/recommendations. He said that CJPRMA would develop a recommended policy once the members had provided their input.

The Risk Manger stated that the member Bulletin Board was now operational and could be accessed on the website.

Directors Blanquie, Hamilton, Carmona and Williams volunteered to attempt to develop a core set of standards and responsibilities for Risk Managers in order to further articulate and define their roles in an organization.

The Risk Manger provided a status update on the Property Appraisal Program.

Staff was asked to explore the possibility of putting the continued appraisal process on some sort of rotational basis over a longer period of time.

President Henderson appointed an ad hoc committee, composed of Directors Handy, Hamilton, Schwarz and Tonks to review issues relating to Strategic Planning, Organizational Goals & Objectives, Governance and the Performance Evaluation Process for the General Manager, and to develop recommendations for the Executive Committee and the Board.

14. Review of Governance Policies and Strategic Plan

The Board voted to move this item to the June 19th Board Meeting and committed to a full day for discussion.

II. CLOSED SESSION

- 1. Government Code Section 54956.9 (a)**
Conference with Legal Counsel - Pending Litigation

Name of Case: BNSF v. City of Victorville

Court: San Bernardino Superior Court

Case No.: SCVSS 132213

- 2. Government Code Section 54956.9 (a)**
Conference with Legal Counsel - Pending Litigation

Name of Case: MHC Financing v. City of San Rafael

Court: United States District Court, Northern District of California

Case No.: C-00-03785 VRW

3. Government Code Section 54957
Public Employee Performance Evaluation

Title: General Manager

III. ACTION ON CLOSED SESSION ITEMS

- None

X. BOARD MEMBER PRESENTATIONS

- None

XI. BOARD MEMBER TRAINING


- General Liability Update – Byrne Conley, Gibbons & Conley
- Labor Law Update – Dick Whitmore, Liebert, Cassidy & Whitmore
- Board Member Certification for AB1234 (Ethics in Public Service) – Dick Whitmore, Liebert, Cassidy & Whitmore

XII. ADJOURNMENT

A motion by Director Tonks, seconded by Director Davis, to adjourn the meeting at 1:30 on May 8th, 2008, passed unanimously.

**CALIFORNIA JOINT POWERS
RISK MANAGEMENT AUTHORITY**

AGENDA BILL

Item #: 1	Title: FINANCIAL REPORTS OF CJPRMA FOR THE PERIODS
Meeting: 06/19/2008	ENDING JANUARY 31, FEBRUARY 29, AND MARCH 31,
Agenda Bill #: 1003	2008
General Manager: 	

Recommended Action:

Approval of the financial reports for January, February, and March, 2008.

Item Explanation:

Attached hereto are the financial reports for the periods ending January 31, February 29 and March 31, 2008.

Staff recommends that the financial reports be approved.

Fiscal Impact:

None

Exhibits:

- 1) Financial reports for the periods ending January 31, February 29 and March 31, 2008.

Board Action:

CJPRMA
Active Vendor List

Vendor ID	Vendor Name	Purpose
AM BEST01	A.M. BEST COMPANY, INC.	PUBLICATIONS
ADAMS01	ADAMS, ANN	ACCOUNTING SERV
AGRI001	AGRIP	CONFERENCE
ALLEGRA01	ALLEGRA PRINT & IMAGING	AWARD PLAQUES
ALLIED01	ALLIED ADMINISTRATORS	EMPEE BENEFITS
AMER02	AMERICAN APPRAISAL ASSOC	PROPERTY VALUATION
AMER01	AMERICAN HOMELAND SOLUTIONS	RISK MGMT - TRNG
AMERUS	AMERUS LIFE INSURANCE COMPANY	LIFE INS
ANGELO01	ANGELO, KILDAY & KILDUFF	LEGAL - CLAIMS RELATED
ARAM01	ARAMARK SERVICES INC	TRAINING FACILITY
ARRO001	ARROWHEAD MTN WATER	WATER
ASSOC01	ASSOC VALUATION SERVICES	PROPERTY VALUATION
AT&T01	AT&T	PHONE
AT&T02	AT&T WIRELESS SERVICES	CELL PHONE
BACHOR01	J.BACHOR	CLAIMS SETTLEMENT
BASK01	BASK ENTERPRISES	LEGAL - CLAIMS RELATED
BERT001	BERTRAND, FOX, ELLIOT	LEGAL - CLAIMS RELATED
BUSINESS	BUSINESS INS	PUBLICATIONS
CA 1ST AMEND01	CA FIRST AMENDMENT COALITION	MEMBERSHIP
CAL01	CAL NO ADJUSTERS	LEGAL - CLAIMS RELATED
CAJPA01	CAJPA - CALIFORNIA CHAPTER	CONFERENCE
WHITE01	CAREN FRYKLAND WHITE	EMPLOYEE
GIRARDI01	D.CARNAHAN	CLAIMS SETTLEMENT
CEB	CEB - REGENTS OF UC BERKELEY	PUBLICATIONS
CHANDLER	CHANDLER ASSET MGT INC.	INVESTMENT
CIPRA01	CIPRA	PROF SERV
CITRIX001	CITRIX SYSTEMS INC	COMPUTER LICENSING
CMF01	CMF CONSULTANTS	LEGAL - CLAIMS RELATED
DARTNELL01	DARTNELL CORPORATION	PUBLICATIONS
CLOV01	DAVID CLOVIS	EMPLOYEE
DELUXE01	DELUXE BUSINESS FORMS	CHECKS/FORMS
DIGITAL01	DIGITAL SOLUTIONS GROUP	COMPUTER SFTWRE
EBCO01	EBCO	OUTSIDE PRINTING
FARMER01	FARMER & MURPHY	LEGAL - CLAIMS RELATED
FEDEX01	FEDEX	SHIPPING
FIRST02	FIRST COLONY LIFE INSURANCE CO	LIFE INS
FREEMAN01	LAW OFFICES OF KIRK B FREEMAN	LEGAL - CLAIMS RELATED
BRAGG01	G.B. BRAGG & ASSOC	LEGAL - CLAIMS RELATED
GALES01	GALES CREEK INS	SPEC EVENTS INS
HILL001	GEO HILLS CO, INC	LEGAL - CLAIMS RELATED
GERMAN02	GERMAN, ROBERT	EMPLOYEE
GERMAN01	GERMAN, ROBERT - PETTY CASH	PETTY CASH
GFOA01	GFOA	FINANCE ORGANIZATION
GIBBONS	GIBBONS & CONLEY	LEGAL - CLAIMS RELATED
GIVE001	GIVE SOMETHING BACK	OFFICE SUPPLIES
GRAHAM01	GRAHM RESEARCH CONSULT	TRAINING
GRIFFIN01	GRIFFIN COMMUNICATIONS, INC.	PUBLICATIONS
HB001	HB CONTRACT FURN	OFFICE EQUIP
HILTON01	HILTON ONTARIO AIRPORT	TRAINING FACILITY
HOLIDAY02	HOLIDAY INN	TRAINING FACILITY
ICMA01	ICMA	DEF COMP

**CJPRMA
Active Vendor List**

Vendor ID	Vendor Name	Purpose
IKON01	IKON OFFICE SOLUTIONS	FAX MAINT
INTERNATIONAL01	IRMI	PUBLICATIONS
JAMS001	JAMS	LEGAL - CLAIMS RELATED
JURY01	JURY VERDICTS WEEKLY	PUBLICATIONS
KROLL01	KROLL ASSOC	CONSULT - PROP VALUATION
LANAHAN01	LANAHAN REILLEY LLP	LEGAL - CLAIMS RELATED
LEAGUE01	LEAGUE OF CALIFORNIA CITIES	PUBLICATIONS
LEGIS001	LEGISLATIVE RESEARCH INC	LEGAL - CLAIMS RELATED
LEPP001	LEPPER & HARRINGTON	LEGAL - CLAIMS RELATED
LEXIS	LEXIS LAW PUBLISHING	PUBLICATIONS
LIEB001	LIEBERT CASSIDY WHITMORE	ANN MTG - SPKR
LITI001	LITIGATION SERV NETWORK	PUBLICATIONS
DEEM	LOLA DEEM	EMPLOYEE
LRP01	LRP PUBLICATIONS	PUBLICATIONS
M. LEE SMITH 01	M. LEE SMITH PUBLISHERS LLC	PUBLICATIONS
MALECHI01	MALECKI COMM CO	PUBLICATIONS
JOHNSON01	MARSH RISK & INS SERVICES	INS SERVICES
MATTHEW01	MATTHEW BENDER	PUBLICATIONS
MAZE01	MAZE & ASSOCIATES	AUDITORS
MCCUNE01	MC CUNE & HARBER, LLP	LEGAL - CLAIMS RELATED
MERIT01	THE MERITAGE GROUP	PRINTING - ANNUAL RPT
MEYER01	MEYERS NAVE	LEGAL - CLAIMS RELATED
MICR001	MICROSOFT BUS SOLUTIONS	COMPUTER SUPPORT
MIDLAND01	MIDLAND NAT'L LIFE INSURANCE	LIFE INS
MILLARD01	MILLARD, CHRIS	POMONA REP
MOSS	MOSS & ENOCHIAN	LEGAL - CLAIMS RELATED
MONT02	MONTEREY PLAZA HOTEL & SPA	ANNUAL MEETING
STRAFFORD01	MUNICIPAL LITIGATION REPORTER	PUBLICATIONS
MRSLO1	MUNICIPAL RISK SERV	TRAINING MANUALS
NIDC	NAT'L INFO DATA CENTER	PUBLICATIONS
NATIONAL01	NAT'L NOTARY ASSN	MEMBERSHIP
NATIONAL03	NAT'L UNDERWRITER CO.	PUBLICATIONS
NEGO01	NEGOTIATION STRATEGY INSTITUTE	SEMINAR
NEOPOST01	NEOPOST	POSTAGE
PARMA01	PARMA	MEMBERSHIP/CONF
PC PROFESSIONAL	PC PROFESSIONAL	COMPUTER SUPPORT
PERS01	PERS	RETIREMENT SYS
PERS02	PERS MEDICAL	EMPEE BENEFITS
PLEAS01	PLEASANT PARTNERS	TRAINING FACILITY
PORT01	PORTOLA PLAZA HOTEL	MTG FACILITY
PRACTICAL01	PRACTICAL RISK MANAGEMENT	PUBLICATIONS
JARV001	RBT JARVIS	LEGAL - CLAIMS RELATED
RIMERMAN01	RIMERMAN CONSULTING, LLC	COMPUTER SUPPORT
RISK001	RISK MGMT SOLUTIONS	TRAINING
MARSH01	RJ MARSHBURN & ASSOC	ANNUAL MTG - SPKR
RAKICH01	RON RAKICH & ASSOC	TRAINING - SPEAKER
CLAR001	SAM CLAR	OFFICE FURN
SBC001	SBC	TELEPHONE
SEABURY01	SEABURY & SMITH	LTD INS
SEAS001	SEASCAPE RESORT	ANNUAL MTG
SELECT01	SELECT IMAGING	PRINTING

**CJPRMA
Active Vendor List**

Vendor ID	Vendor Name	Purpose
SHAPIRO	SHAPIRO, GALVIN, ET AL	LEGAL - CLAIMS RELATED
SLEE001	SLEEPY HOLLOW INVESTMENT CO	NEW OFFICE - MGMT
SMALL01	SMALL BUSINESS BENEFIT PLAN	EMPEE BENEFITS
SODEX01	SODEXHO	MEETINIG FACILITY
SPEC001	SPECIALTY TECH PUBLISHERS	PUBLICATIONS
STANDARD02	STANDARD PUBLISHING CORP.	PUBLICATIONS
STATE01	STATE COMP INSURANCE FUND	INS PREMIUMS
STRAFFORD01	STRAFFORD PUBLICATIONS, INC	PUBLICATIONS
SYNER01	SYNERGISTIC SOLUTION TECH	RMIS
BNY01	THE BANK OF NEW YORK	INVEST-BANK
PARKER01	THE PARKER DIRECTORY	PUBLICATIONS
RUTTER01	THE RUTTER GROUP	PUBLICATIONS
SECRETARY01	THE SECRETARY OF STATE	FILING FEES
TOMPSON01	THOMPSON PUBLISHING GROUP, INC.	PUBLICATIONS
WELLS01	WELLS FARGO BANK	MASTERCARD
WEST01	WEST INFORMATION PUBLISHING GR	PUBLICATIONS

Ranges: From: To: From: To:
 Check Number First Last Check Date 1/1/2008 3/31/2008
 Vendor ID First Last Checkbook ID First Last
 Vendor Name First Last

Sorted By: Check Number

* Voided Checks

Check Number	Vendor ID	Vendor Check Name	Check Date	Checkbook ID	Audit Trail Code	Amount
13898	ADP01	ADP, INC	1/8/2008	BOA CKG	PMCHK00000420	\$73.80
13899	ALLIED01	ALLIED ADMINISTRATORS	1/8/2008	BOA CKG	PMCHK00000420	\$588.97
13900	AMER02	AMERICAN APPRAISAL ASSOCIATES	1/8/2008	BOA CKG	PMCHK00000420	\$33,500.00
13901	ANGELO01	ANGELO, KILDAY & KILDUFF	1/8/2008	BOA CKG	PMCHK00000420	\$310.00
13902	AT&T01	AT&T	1/8/2008	BOA CKG	PMCHK00000420	\$146.29
13903	CEB	CEB-U OF CA	1/8/2008	BOA CKG	PMCHK00000420	\$96.10
13904	CHANDLER	CHANDLER ASSET MGMT INC.	1/8/2008	BOA CKG	PMCHK00000420	\$7,198.00
13905	DELUXE01	DELUXE BUS CHKS & SOLUTIONS	1/8/2008	BOA CKG	PMCHK00000420	\$201.97
13906	EBCO01	EBCO	1/8/2008	BOA CKG	PMCHK00000420	\$1,618.69
13907	GIBBONS	GIBBONS & CONLEY	1/8/2008	BOA CKG	PMCHK00000420	\$3,645.10
13908	ICMA01	ICMA RETIREMENT TRUST - 457	1/8/2008	BOA CKG	PMCHK00000420	\$2,698.80
13909	IKON	IKON FINANCIAL SERVICES	1/8/2008	BOA CKG	PMCHK00000420	\$2,127.11
13910	LEPP001	LEPPER & HARRINGTON	1/8/2008	BOA CKG	PMCHK00000420	\$5,243.26
13911	LEXIS001	MATTHEW BENDER & CO, INC	1/8/2008	BOA CKG	PMCHK00000420	\$79.95
13912	MARGOLIES01	LYNNE MARGOLIES	1/8/2008	BOA CKG	PMCHK00000420	\$70.45
13913	MIDLAND01	MIDLAND NAT'L LIFE INS	1/8/2008	BOA CKG	PMCHK00000420	\$131.46
13914	PC PROFESSIONAL	PC PROFESSIONAL	1/8/2008	BOA CKG	PMCHK00000420	\$2,309.47
13915	PERS01	PERS	1/8/2008	BOA CKG	PMCHK00000420	\$8,359.33
13916	SEABURY01	SEABURY & SMITH, INC	1/8/2008	BOA CKG	PMCHK00000420	\$483.60
13917	SLEE001	SLEEPY HOLLOW INVESTMENT CO	1/8/2008	BOA CKG	PMCHK00000420	\$6,331.60
13918	STAND001	STANDARD INS CO	1/8/2008	BOA CKG	PMCHK00000420	\$129.96
13919	STANDARD02	STANDARD PUBLISHING CORP.	1/8/2008	BOA CKG	PMCHK00000420	\$261.10
13920	THEI001	JULIE THEIRL	1/8/2008	BOA CKG	PMCHK00000420	\$337.37
13921	VERIZ01	VERIZON WIRELESS	1/8/2008	BOA CKG	PMCHK00000420	\$151.65
13922	WELLS01	WELLS FARGO BANK	1/8/2008	BOA CKG	PMCHK00000420	\$774.95
13923	GERMAN01	GERMAN, ROBERT - PETTY CASH	1/15/2008	BOA CKG	PMTRX00000699	\$427.91
13924	ADP01	ADP, INC	1/28/2008	BOA CKG	PMCHK00000421	\$97.75
13925	ARRO001	ARROWHEAD MTN SPRING WATER	1/28/2008	BOA CKG	PMCHK00000421	\$21.22
13926	AT&T02	AT&T	1/28/2008	BOA CKG	PMCHK00000421	\$242.35
13927	AT&T03	AT&T MOBILITY	1/28/2008	BOA CKG	PMCHK00000421	\$43.49
13928	BNY01	BANK OF NEW YORK	1/28/2008	BOA CKG	PMCHK00000421	\$2,279.90
13929	DAVIS01	JEFF DAVIS	1/28/2008	BOA CKG	PMCHK00000421	\$116.07
13930	FERGUSON01	MARK FERGUSON	1/28/2008	BOA CKG	PMCHK00000421	\$77.22
13931	GIVE001	GIVE SOMETHING BACK	1/28/2008	BOA CKG	PMCHK00000421	\$178.16
13932	ICMA01	ICMA RETIREMENT TRUST - 457	1/28/2008	BOA CKG	PMCHK00000421	\$2,628.64
13933	IKON	IKON FINANCIAL SERVICES	1/28/2008	BOA CKG	PMCHK00000421	\$4,432.68
13934	LEXIS	LEXIS NEXIS	1/28/2008	BOA CKG	PMCHK00000421	\$320.00
13935	LEXIS001	MATTHEW BENDER & CO, INC	1/28/2008	BOA CKG	PMCHK00000421	\$1,335.81
13936	LOOM001	TOWN OF LOOMIS	1/28/2008	BOA CKG	PMCHK00000421	\$300.00
13937	MARGOLIES01	LYNNE MARGOLIES	1/28/2008	BOA CKG	PMCHK00000421	\$86.82
13938	PARKER01	THE PARKER DIRECTORY	1/28/2008	BOA CKG	PMCHK00000421	\$84.59
13939	PC PROFESSIONAL	PC PROFESSIONAL	1/28/2008	BOA CKG	PMCHK00000421	\$600.00
13940	PERMA	PERMA	1/28/2008	BOA CKG	PMCHK00000421	\$80,235.69
13941	PERS02	PERS MEDICAL	1/28/2008	BOA CKG	PMCHK00000421	\$4,836.09
13942	SMALL01	SMALL BUSINESS BENEFIT PLAN TR	1/28/2008	BOA CKG	PMCHK00000421	\$75.80
13943	STATE01	STATE COMP INS FUND	1/28/2008	BOA CKG	PMCHK00000421	\$383.63
13944	WELLS02	WF BUS PAYMENT PROCESSING	1/28/2008	BOA CKG	PMCHK00000421	\$601.95
13945	WELLS03	WELLS FARGO	1/28/2008	BOA CKG	PMCHK00000421	\$5,839.54
13946	WELLS04	WELLS FARGO BANK	1/28/2008	BOA CKG	PMCHK00000421	\$36.60
13947	WEST01	WEST GROUP	1/28/2008	BOA CKG	PMCHK00000421	\$110.42
13948	SOEX01	SOEXHO	1/31/2008	BOA CKG	PMTRX00000702	\$775.69
13949	SLEE001	SLEEPY HOLLOW INVESTMENT CO	1/31/2008	BOA CKG	PMTRX00000702	\$6,331.60
13951	ADP01	ADP, INC	2/25/2008	BOA CKG	PMCHK00000422	\$311.60
13952	ALLIED01	ALLIED ADMINISTRATORS	2/25/2008	BOA CKG	PMCHK00000422	\$588.97
13953	ARRO001	ARROWHEAD MTN SPRING WATER	2/25/2008	BOA CKG	PMCHK00000422	\$47.93
13954	AT&T01	AT&T	2/25/2008	BOA CKG	PMCHK00000422	\$124.47
13955	AT&T02	AT&T	2/25/2008	BOA CKG	PMCHK00000422	\$231.03
13956	BNY01	BANK OF NEW YORK	2/25/2008	BOA CKG	PMCHK00000422	\$2,291.53

* Voided Checks

Check Number	Vendor ID	Vendor Check Name	Check Date	Checkbook ID	Audit Trail Code	Amount
13957	BUSINESS	BUSINESS INS	2/25/2008	BOA CKG	PMCHK00000422	\$98.00
13958	CEB	CEB-U OF CA	2/25/2008	BOA CKG	PMCHK00000422	\$250.65
13959	CHANDLER	CHANDLER ASSET MGMT INC.	2/25/2008	BOA CKG	PMCHK00000422	\$7,308.00
13960	DAVIS01	JEFF DAVIS	2/25/2008	BOA CKG	PMCHK00000422	\$612.34
13961	DEEM	LOLA DEEM	2/25/2008	BOA CKG	PMCHK00000422	\$396.46
13962	EBCO01	EBCO	2/25/2008	BOA CKG	PMCHK00000422	\$11,202.61
13963	ELLE001	SCOTT ELLERBROCK	2/25/2008	BOA CKG	PMCHK00000422	\$645.29
13964	FEDEX01	FEDEX	2/25/2008	BOA CKG	PMCHK00000422	\$57.30
13965	GEBHARDT01	JERRY GEBHARDT	2/25/2008	BOA CKG	PMCHK00000422	\$167.69
13966	GIVE001	GIVE SOMETHING BACK	2/25/2008	BOA CKG	PMCHK00000422	\$381.25
13967	ICMA01	ICMA RETIREMENT TRUST - 457	2/25/2008	BOA CKG	PMCHK00000422	\$1,314.32
13968	LEXIS	LEXIS NEXIS	2/25/2008	BOA CKG	PMCHK00000422	\$320.00
13969	LEXIS001	MATTHEW BENDER & CO, INC	2/25/2008	BOA CKG	PMCHK00000422	\$201.63
13970	LOOM001	TOWN OF LOOMIS	2/25/2008	BOA CKG	PMCHK00000422	\$300.00
13971	LRP01	LRP PUBLICATIONS	2/25/2008	BOA CKG	PMCHK00000422	\$364.50
13972	MARGOLIES01	LYNNE MARGOLIES	2/25/2008	BOA CKG	PMCHK00000422	\$1,336.65
13973	PC PROFESSIONAL	PC PROFESSIONAL	2/25/2008	BOA CKG	PMCHK00000422	\$393.75
13974	PERS01	PERS	2/25/2008	BOA CKG	PMCHK00000422	\$6,001.80
13975	PERS02	PERS MEDICAL	2/25/2008	BOA CKG	PMCHK00000422	\$4,836.09
13976	RED02	CITY OF RED BLUFF	2/25/2008	BOA CKG	PMCHK00000422	\$100.64
13977	SCHWARZ01	STEVE SCHWARZ	2/25/2008	BOA CKG	PMCHK00000422	\$1,444.25
13978	SMALL01	SMALL BUSINESS BENEFIT PLAN TR	2/25/2008	BOA CKG	PMCHK00000422	\$75.80
13979	STAND001	STANDARD INS CO	2/25/2008	BOA CKG	PMCHK00000422	\$129.96
13980	STANDARD02	STANDARD PUBLISHING CORP.	2/25/2008	BOA CKG	PMCHK00000422	\$196.00
13981	SYNER01	SYNERGISTIC SOLUTION TECHNOLOG	2/25/2008	BOA CKG	PMCHK00000422	\$3,400.00
13982	VERIZ01	VERIZON WIRELESS	2/25/2008	BOA CKG	PMCHK00000422	\$143.86
13983	WELLS01	WELLS FARGO BANK	2/25/2008	BOA CKG	PMCHK00000422	\$375.35
13984	WELLS02	WF BUS PAYMENT PROCESSING	2/25/2008	BOA CKG	PMCHK00000422	\$432.31
13985	WELLS03	WELLS FARGO	2/25/2008	BOA CKG	PMCHK00000422	\$1,107.30
13986	WELLS04	WELLS FARGO BANK	2/25/2008	BOA CKG	PMCHK00000422	\$233.12
13987	SLEE001	SLEEPY HOLLOW INVESTMENT CO	3/3/2008	BOA CKG	PMTRX00000705	\$6,331.60
13988	SYNER01	SYNERGISTIC SOLUTION TECHNOLOG	3/3/2008	BOA CKG	PMTRX00000705	\$4,100.00
13989	ADP01	ADP, INC	3/18/2008	BOA CKG	PMCHK00000423	\$147.60
13990	ALLIED01	ALLIED ADMINISTRATORS	3/18/2008	BOA CKG	PMCHK00000423	\$588.97
13991	AMER02	AMERICAN APPRAISAL ASSOCIATES	3/18/2008	BOA CKG	PMCHK00000423	\$33,500.00
13992	AT&T01	AT&T	3/18/2008	BOA CKG	PMCHK00000423	\$104.62
13993	AT&T02	AT&T	3/18/2008	BOA CKG	PMCHK00000423	\$224.54
13994	AT&T03	AT&T MOBILITY	3/18/2008	BOA CKG	PMCHK00000423	\$43.18
13996	BLANQ01	RON BLANQUIE	3/18/2008	BOA CKG	PMCHK00000423	\$2,111.47
13997	CEB	CEB-U OF CA	3/18/2008	BOA CKG	PMCHK00000423	\$226.83
13998	CHANDLER	CHANDLER ASSET MGMT INC.	3/18/2008	BOA CKG	PMCHK00000423	\$7,412.00
13999	CHICO	CITY OF CHICO	3/18/2008	BOA CKG	PMCHK00000423	\$1,410.17
14000	DAVIS01	JEFF DAVIS	3/18/2008	BOA CKG	PMCHK00000423	\$57.53
14001	DICTOR01	JOHANNE DICTOR	3/18/2008	BOA CKG	PMCHK00000423	\$878.48
14002	FEDEX01	FEDEX	3/18/2008	BOA CKG	PMCHK00000423	\$103.09
14003	GIBBONS	GIBBONS & CONLEY	3/18/2008	BOA CKG	PMCHK00000423	\$19,675.80
14004	GIVE001	GIVE SOMETHING BACK	3/18/2008	BOA CKG	PMCHK00000423	\$622.21
14005	ICMA01	ICMA RETIREMENT TRUST - 457	3/18/2008	BOA CKG	PMCHK00000423	\$2,528.64
14006	LEXIS	LEXIS NEXIS	3/18/2008	BOA CKG	PMCHK00000423	\$320.00
14007	MIDLAND01	MIDLAND NAT'L LIFE INS	3/18/2008	BOA CKG	PMCHK00000423	\$27.39
14008	PC PROFESSIONAL	PC PROFESSIONAL	3/18/2008	BOA CKG	PMCHK00000423	\$412.50
14009	PERS01	PERS	3/18/2008	BOA CKG	PMCHK00000423	\$6,033.80
14010	PRIMA01	PRIMA	3/18/2008	BOA CKG	PMCHK00000423	\$165.00
14011	REDDING	CITY OF REDDING	3/18/2008	BOA CKG	PMCHK00000423	\$1,669.45
14012	REMIF	R.E.M.I.F.	3/18/2008	BOA CKG	PMCHK00000423	\$3,928.25
14013	SEABURY01	SEABURY & SMITH, INC	3/18/2008	BOA CKG	PMCHK00000423	\$483.60
14014	SMALL01	SMALL BUSINESS BENEFIT PLAN TR	3/18/2008	BOA CKG	PMCHK00000423	\$75.80
14015	SPEC001	SPECIALTY TECHNICAL PUBLISHERS	3/18/2008	BOA CKG	PMCHK00000423	\$563.00
14016	STAND001	STANDARD INS CO	3/18/2008	BOA CKG	PMCHK00000423	\$129.96
14017	STANDARD02	STANDARD PUBLISHING CORP.	3/18/2008	BOA CKG	PMCHK00000423	\$185.23
14018	STATE01	STATE COMP INS FUND	3/18/2008	BOA CKG	PMCHK00000423	\$1,377.63
14019	SWANSON01	ANNA SWANSON	3/18/2008	BOA CKG	PMCHK00000423	\$99.87
14020	VERIZ01	VERIZON WIRELESS	3/18/2008	BOA CKG	PMCHK00000423	\$156.68
14021	WELLS01	WELLS FARGO BANK	3/18/2008	BOA CKG	PMCHK00000423	\$1,944.63
14022	WELLS02	WF BUS PAYMENT PROCESSING	3/18/2008	BOA CKG	PMCHK00000423	\$699.72

* Voided Checks

Check Number	Vendor ID	Vendor Check Name	Check Date	Checkbook ID	Audit Trail Code	Amount
14023	WELLS03	WELLS FARGO	3/18/2008	BOA CKG	PMCHK00000423	\$2,470.53
14024	WELLS04	WELLS FARGO BANK	3/18/2008	BOA CKG	PMCHK00000423	\$927.00
14055	AMER02	AMERICAN APPRAISAL ASSOCIATES	3/25/2008	BOA CKG	PMTRX00000711	\$33,500.00

Total Checks:	126			Total Amount of Checks:		\$372,027.82
						=====

CJPRMA
STATEMENT OF NET ASSETS
As of January 31, 2008

Current Assets	
Cash	\$ 14,580,466
Investments	82,922,111
Interest Receivable	789,218
Accounts Receivable	64,914
Prepaid Insurance	2,767,767
Other Prepays	24,325
Deposits	102,698
Due from Property to Liability	<u>361,203</u>
Total Current Assets	101,612,703
Capital Assets	
Equipment	265,801
Office Furniture	43,897
Accumulated Depreciation	<u>(175,039)</u>
Net Capital Assets	134,658
TOTAL ASSETS	<u>\$ 101,747,361</u>
Current Liabilities	
Unearned Contributions	\$ 8,005,485
Accounts Payable	33,473
Accrued Liabilities	247
Accrued Employee Benefits	(1,725)
Due to Liability from Property	<u>361,203</u>
Total Current Liabilities	8,398,683
Noncurrent Liabilities	
Reserve for Loss-Liability	47,803,006
Reserve for Loss-Workers' Compensation	<u>57,670</u>
Total Noncurrent Liabilities	47,860,676
TOTAL LIABILITIES	<u>56,259,359</u>
Net Assets	
Current Year Earnings	9,532,744
Retained Earnings-Liability	35,929,774
Retained Earnings-Workers' Compensation	154,442
Retained Earnings-Property	(128,958)
Member Refunds	<u>-</u>
TOTAL NET ASSETS	<u>\$ 45,488,002</u>

CJPRMA
STATEMENT OF OPERATIONS
For the Seven Months Ending January 31, 2008
All Departments

	January	% to Net Income	YTD	% to Net Income
Operating Revenues				
Member Contributions	1,600,180	73.19	11,201,260	117.50
PY Member Contributions	-	0.00	10,464	0.11
Fees Earned	916	0.04	6,412	0.07
Appraisal Fees	-	0.00	-	0.00
Other Income	-	0.00	-	0.00
Total Operating Revenues	<u>1,601,096</u>	<u>73.24</u>	<u>11,218,136</u>	<u>117.68</u>
Claim Expense				
Settlements Paid	-	0.00	299,207	3.14
Settlement Reimbursements	-	0.00	(299,207)	(3.14)
Current Year Loss Provision	800,000	36.59	5,600,000	58.74
Loss Reserve Adjustment (Prior Year)	-	0.00	-	0.00
Insurance Premiums	553,446	25.32	3,874,122	40.64
PY Premium Adj	-	-	10,464	0.11
Total Claim Expense	<u>1,353,446</u>	<u>61.91</u>	<u>9,484,586</u>	<u>99.49</u>
Gross Profit (Loss)	247,650	11.33	1,733,550	18.19
Operating Expenses				
Salaries	34,792	1.59	237,838	2.49
PERS Contributions	5,669	0.26	35,126	0.37
Health Benefits	4,428	0.20	33,160	0.35
Life Insurance	261	0.01	1,620	0.02
Disability Insurance	484	0.02	3,892	0.04
Office Liability Insurance	502	0.02	3,514	0.04
General Manager - Wellness Program	-	0.00	-	0.00
Auto Allowance	877	0.04	5,833	0.06
Payroll Tax Expense	505	0.02	3,643	0.04
Payroll Services	172	0.01	1,181	0.01
Admin - Training/Conferences/Travel/Mtgs	1,687	0.08	9,026	0.09
Risk Mgmt -Conferences/Travel/Meetings	251	0.01	3,665	0.04
Risk Mgmt - Training & Supplies	2,133	0.10	6,099	0.06
Temporary Services	-	0.00	728	0.01
Accounting Services	-	0.00	400	0.00
Actuarial Services	-	0.00	15,875	0.17
Audit - Claims	-	0.00	-	0.00
Audit - Financial	-	0.00	13,725	0.14
Computer Programming	-	0.00	-	0.00
Info Systems Technical Support	790	0.04	3,865	0.04
Legal - Board Counsel - G&A	-	0.00	5,513	0.06
Legal - Board Counsel - Claims	-	0.00	-	0.00
Legal - Outside - G&A	-	0.00	-	0.00
Treasurer Fees	300	0.01	3,000	0.03
Other Consultants	-	0.00	-	0.00
Other Consultants - Property	-	0.00	142,148	1.49
Bond Premiums	407	0.02	2,849	0.03
Copying/Printing	11,203	0.51	13,368	0.14

CJPRMA
STATEMENT OF OPERATIONS
For the Seven Months Ending January 31, 2008
All Departments

	January	% to Net Income	YTD	% to Net Income
Computer H/W & S/W Expensed	-	0.00	2,430	0.03
Depreciation	2,219	0.10	12,882	0.14
Dues/Memberships	239	0.01	1,907	0.02
CIPRA	-	0.00	-	0.00
CAJPA Accreditation	-	0.00	-	0.00
Equipment Rental	4,454	0.20	18,248	0.19
Maintenance & Repair - Equipment	18	0.00	668	0.01
Capital Outlay	-	0.00	-	0.00
Furniture & Equipment Expensed	-	0.00	496	0.01
Office Rent	6,332	0.29	44,321	0.46
Office Supplies	759	0.03	3,335	0.03
Postage/Shipping	321	0.01	3,257	0.03
Publications	1,236	0.06	10,197	0.11
Telecommunications	554	0.03	3,658	0.04
SPARTA/Spec Events Program	80	0.00	2,957	0.03
Personnel Recruitment	-	0.00	1,833	0.02
Workers' Comp. Insurance	-	0.00	1,836	0.02
Annual Retreat	-	0.00	-	0.00
Board Meeting Expense	3,023	0.14	9,316	0.10
Gen'l Liability - Training	-	0.00	-	0.00
BOD - Brd Mtg Travel Expense	1,093	0.05	4,796	0.05
BOD - Conferences	-	0.00	9,698	0.10
Asset Management Fees - Chandler	7,308	0.33	49,018	0.51
Bank Charges	2,485	0.11	7,412	0.08
Other Expenses	-	0.00	-	0.00
Contingency Fund	-	0.00	-	0.00
Allocated G&A - Liability	(916)	(0.04)	(6,412)	(0.07)
Allocated G&A - Property	833	0.04	5,831	0.06
Allocated G&A - Boiler & Machinery	-	0.00	-	0.00
Allocated G&A - Auto Physical Damage	83	0.00	581	0.01
Total Expense	<u>94,580</u>	<u>4.33</u>	<u>734,332</u>	<u>7.70</u>
Net Operating Income (Loss)	153,070	7.00	999,218	10.48
Investment Income				
Interest Income - Liability	317,867	14.54	2,209,534	23.18
Realized Gain on Investment	-	0.00	202,103	2.12
Unrealized Gain on Investment	<u>1,715,280</u>	<u>78.46</u>	<u>6,121,889</u>	<u>64.22</u>
Total Investment Income	2,033,146	93.00	8,533,527	89.52
Other Income/ Expense				
Gain on disposal of asset	-	0.00	-	0.00
Other Income	<u>-</u>	<u>0.00</u>	<u>-</u>	<u>0.00</u>
Net Income (Loss)	<u>2,186,216</u>	<u>100.00</u>	<u>9,532,744</u>	<u>100.00</u>

CJPRMA
STATEMENT OF OPERATIONS
For the Seven Months Ending January 31, 2008
Liability

	January	% to Net Income	YTD	% to Net Income
Operating Revenues				
Member Contributions	1,341,431	61.38	9,390,017	97.12
Fees Earned	-	0.00	-	0.00
Other Income	-	0.00	-	0.00
Total Operating Revenues	<u>1,341,431</u>	61.38	<u>9,390,017</u>	97.12
Claim Expense				
Settlement Reimbursements	-	0.00	-	0.00
Current Year Loss Provision	800,000	36.61	5,600,000	57.92
Loss Reserve Adjustment (Prior Year)	-	0.00	-	0.00
Insurance Premiums	<u>294,697</u>	<u>13.49</u>	<u>2,062,879</u>	<u>21.34</u>
Total Claim Expense	<u>1,094,697</u>	<u>50.09</u>	<u>7,662,879</u>	<u>79.26</u>
Gross Profit (Loss)	246,734	11.29	1,727,138	17.86
Operating Expenses				
Salaries	34,792	1.59	237,838	2.46
PERS Contributions	5,669	0.26	35,126	0.36
Health Benefits	4,428	0.20	33,160	0.34
Life Insurance	261	0.01	1,620	0.02
Disability Insurance	484	0.02	3,892	0.04
Office Liability Insurance	502	0.02	3,514	0.04
General Manager - Wellness Program	-	0.00	-	0.00
Auto Allowance	877	0.04	5,833	0.06
Payroll Tax Expense	505	0.02	3,643	0.04
Payroll Services	172	0.01	1,181	0.01
Admin - Training/Conferences/Travel/Mtgs	1,687	0.08	9,026	0.09
Risk Mgmt - Conferences/Travel/Mtgs	251	0.01	3,665	0.04
Risk Mgmt - Training & Materials	2,133	0.10	6,099	0.06
Temporary Services	-	0.00	728	0.01
Accounting Services	-	0.00	400	0.00
Actuarial Services	-	0.00	15,875	0.16
Audit - Claims	-	0.00	-	0.00
Audit - Financial	-	0.00	13,725	0.14
Computer Programming	-	0.00	-	0.00
Info Systems Technical Support	790	0.04	3,865	0.04
Legal - Board Counsel - G&A	-	0.00	5,513	0.06
Legal - Board Counsel - Claims	-	0.00	-	0.00
Legal - Outside - G&A	-	0.00	-	0.00
Treasurer Fees	300	0.01	3,000	0.03
Other Consultants	-	0.00	-	0.00
Bond Premiums	407	0.02	2,849	0.03
Copying/Printing	11,203	0.51	13,368	0.14
Computer H/W & S/W Expensed	-	0.00	2,430	0.03
Depreciation	2,219	0.10	12,882	0.13

CJPRMA
STATEMENT OF OPERATIONS
For the Seven Months Ending January 31, 2008
Liability

	January	% to Net Income	YTD	% to Net Income
Dues/Memberships	239	0.01	1,907	0.02
CIPRA	-	0.00	-	0.00
CAJPA Accreditation	-	0.00	-	0.00
Equipment Rental	4,454	0.20	18,248	0.19
Maintenance & Repair - Equipment	18	0.00	668	0.01
Capital Outlay	-	0.00	-	0.00
Furniture & Equipment Expensed	-	0.00	496	0.01
Office Rent	6,332	0.29	44,321	0.46
Office Supplies	759	0.03	3,335	0.03
Postage/Shipping	321	0.01	3,257	0.03
Publications	1,236	0.06	10,197	0.11
Telecommunications	554	0.03	3,658	0.04
SPARTA/Spec Event Prog Policy	80	0.00	2,957	0.03
Personel Recruitment	-	0.00	1,833	0.02
Workers' Comp. Insurance	-	0.00	1,836	0.02
Annual Retreat	-	0.00	-	0.00
Board Meeting Expense	3,023	0.14	9,316	0.10
Gen'l Liability - Training	-	0.00	-	0.00
BOD - Brd Mtg Travel Expense	1,093	0.05	4,796	0.05
BOD - Conferences	-	0.00	9,698	0.10
Asset Management Fees - Chandler	7,308	0.33	49,018	0.51
Bank Charges	2,485	0.11	7,412	0.08
Other Expenses	-	0.00	-	0.00
Contingency Fund	-	0.00	-	0.00
Allocated G&A - Liability	(916)	(0.04)	(6,412)	(0.07)
Total Expense	<u>93,664</u>	<u>4.29</u>	<u>585,772</u>	<u>6.06</u>
Net Operating Income (Loss)	153,070	7.00	1,141,366	11.81
Investment Income				
Interest Income	317,008	14.51	2,203,023	22.79
Realized Gain on Investment	-	0.00	202,103	2.09
Unrealized Gain on Investment	<u>1,715,280</u>	<u>78.49</u>	<u>6,121,889</u>	<u>63.32</u>
Total Investment Income	2,032,288	93.00	8,527,015	88.19
Other Income/Expense				
Gain on disposal of asset	-	0.00	-	0.00
Other Income	<u>-</u>	<u>0.00</u>	<u>-</u>	<u>0.00</u>
Net Income (Loss)	<u><u>2,185,358</u></u>	<u><u>100.00</u></u>	<u><u>9,668,381</u></u>	<u><u>100.00</u></u>

CJPRMA
STATEMENT OF OPERATIONS
For the Seven Months Ending January 31, 2008
Property

	January	% to	YTD	% to
		Net Income		Net Income
Operating Revenues				
Member Contributions	\$ 201,380	0.00	\$ 1,409,660	0.00
Appraisal Fees	-	0.00	-	0.00
Fees Earned	<u>833</u>	<u>0.00</u>	<u>5,831</u>	<u>0.00</u>
Total Operating Revenues	202,213	0.00	1,415,491	0.00
Claim Expense				
Settlements Paid	-	0.00	71,129	0.00
Settlement Reimbursements	-	0.00	(71,129)	0.00
Insurance Premiums	201,380	0.00	1,409,660	0.00
PY Ins Premium Adj	<u>-</u>	<u>0.00</u>	<u>-</u>	<u>0.00</u>
Total Claim Expense	<u>201,380</u>	<u>0.00</u>	<u>1,409,660</u>	<u>0.00</u>
Gross Profit (Loss)	833	0.00	5,831	0.00
Operating Expenses				
Allocated G&A - Property	833	0.00	5,831	0.00
Other Consultants - Property	<u>-</u>	<u>0.00</u>	<u>142,148</u>	<u>0.00</u>
Total Operating Expenses	<u>833</u>	<u>0.00</u>	<u>147,979</u>	<u>0.00</u>
Net Income (Loss)	<u>\$ -</u>	<u>100.00</u>	<u>\$ (142,148)</u>	<u>100.00</u>

CJPRMA
STATEMENT OF OPERATIONS
For the Seven Months Ending January 31, 2008
Boiler and Machinery

	January	% to	YTD	% to
		Net Income		Net Income
Operating Revenues				
Member Contributions	\$ 28,066	0.00	\$ 196,462	0.00
Total Operating Revenues	<u>28,066</u>	0.00	<u>196,462</u>	0.00
Claim Expense				
Settlements Paid - B&M	-	0.00	-	0.00
Settlement Reimbursements - B&M	-	0.00	-	0.00
Insurance Premiums	28,066	0.00	196,462	0.00
PY Ins Premium Adj	<u>0</u>	<u>0.00</u>	<u>-</u>	<u>0.00</u>
Total Claim Expense	<u>28,066</u>	<u>0.00</u>	<u>196,462</u>	<u>0.00</u>
Operating Expenses				
Allocated G&A - B&M	<u>0</u>	<u>0.00</u>	<u>-</u>	<u>0.00</u>
Total Operating Expenses	0		-	
Investment Income	<u>-</u>	<u>0.00</u>	<u>-</u>	<u>0.00</u>
Net Income (Loss)	<u>\$ -</u>	<u>100.00</u>	<u>\$ -</u>	<u>100.00</u>

CJPRMA
STATEMENT OF OPERATIONS
For the Seven Months Ending January 31, 2008
Auto Physical Damage

	January	% to Net Income	YTD	% to Net Income
Operating Revenues				
Member Contributions	\$ 29,303	0.00	\$ 205,121	0.00
PY Member Contributions	-	-	10,464	0.00
Fees Earned	<u>83</u>	<u>0.00</u>	<u>581</u>	<u>0.00</u>
Total Operating Revenues	29,386	0.00	216,166	0.00
Claim Expense				
Settlements Paid	-	0.00	228,079	0.00
Settlement Reimbursements	-	0.00	(228,079)	0.00
Insurance Premiums	29,303	0.00	205,121	0.00
PY Ins Premium Adj	<u>-</u>	<u>0.00</u>	<u>10,464</u>	<u>0.00</u>
Total Claim Expense	<u>29,303</u>	<u>0.00</u>	<u>215,585</u>	<u>0.00</u>
Gross Profit (Loss)	83	0.00	581	0.00
Operating Expenses				
Allocated G&A - Auto Physical Damage	<u>83</u>	<u>0.00</u>	<u>581</u>	<u>0.00</u>
Total Operating Expenses	83	0.00	581	0.00
Operating Income (Loss)	-	0.00	-	0.00
Net Income (Loss)	<u>\$ -</u>	<u>100.00</u>	<u>\$ -</u>	<u>100.00</u>

CJPRMA
STATEMENT OF OPERATIONS
For the Seven Months Ending January 31, 2008
Workers' Compensation

	January	% to Net Income	YTD	% to Net Income
Operating Revenues	\$0	0.00	\$0	0.00
Claim Expense	0	0.00	0	0.00
Operating Expenses	0	0.00	0	0.00
Investment Income				
Interest Income	<u>858</u>	<u>100.00</u>	<u>6511</u>	<u>100.00</u>
Total Investment Income	858	100.00	6511	100.00
Net Income (Loss)	<u>\$858</u>	<u>100.00</u>	<u>\$6,511</u>	<u>100.00</u>

CJPRMA
ACTUAL EXPENSES VS BUDGET
For the Seven Months Ending January 31, 2008

	Annual Budget FY 07/08 100%	Budget YTD 58%	Expense YTD	% of Annual Budget	Variance under/ (over)
Personnel					
Salaries	\$ 455,115	\$ 265,484	\$ 237,838	52.3%	\$ 27,645
Auto Allowance	9,300	5,425	5,833	62.7%	(408)
PERS Contributions	74,000	43,167	35,126	47.5%	8,041
Health Benefits	66,500	38,792	33,160	49.9%	5,632
Life Insurance	5,000	2,917	1,620	32.4%	1,297
Disability Insurance	8,500	4,958	3,892	45.8%	1,066
Workers' Comp. Insurance	7,000	4,083	1,836	26.2%	2,248
Payroll Tax Expense	7,100	4,142	3,643	51.3%	498
General Manager - Wellness Program	1,800	1,050	-	0.0%	1,050
Total Personnel Expenses	634,315	370,017	322,947	50.9%	47,069
Maintenance & Operation					
Office Rent	91,000	53,083	44,321	48.7%	8,762
Equipment Rental	30,000	17,500	18,248	60.8%	(748)
Maintenance & Repair - Equipment	2,000	1,167	668	33.4%	499
Office Liability Insurance	8,000	4,667	3,514	43.9%	1,153
Bond Premiums	6,000	3,500	2,849	47.5%	651
Payroll Services	2,700	1,575	1,181	43.7%	394
Tuition Reimbursement	500	292	-	0.0%	292
Office Supplies	8,000	4,667	3,335	41.7%	1,332
Telecommunications	11,051	6,446	3,658	33.1%	2,788
SPARTA/Spec Event Prog Policy	6,000	3,500	2,957	0.0%	543
Postage/Shipping	5,000	2,917	3,257	65.1%	(341)
Personnel Recruitment	7,500	4,375	1,833	0.0%	2,542
Dues/Memberships	5,000	2,917	1,907	38.1%	1,009
Publications	19,000	11,083	10,197	53.7%	887
Copying/Printing	12,000	7,000	13,368	111.4%	(6,368)
CIPRA	-	-	-	0.0%	-
CAJPA Accreditation	-	-	-	0.0%	-
Furniture & Equipment Expensed	4,000	2,333	496	12.4%	1,837
Computer H/W & S/W Expensed	13,000	7,583	2,430	18.7%	5,153
Info Systems Technical Support	10,000	5,833	3,865	38.6%	1,969
Computer Programming	5,000	2,917	-	0.0%	2,917
Claims Program - Hosting	12,000	7,000	-	0.0%	7,000
Claims Program - Support	14,000	8,167	-	0.0%	8,167
Actuarial Services	19,000	11,083	15,875	83.6%	(4,792)
Audit - Financial	16,000	9,333	13,725	85.8%	(4,392)
Audit - Claims	45,000	26,250	-	0.0%	26,250
Temporary Services	5,000	2,917	728	14.6%	2,189
Accounting Services	2,000	1,167	400	20.0%	767
Legal - Board Counsel - G&A	28,000	16,333	5,513	19.7%	10,820
Legal - Board Counsel - Claims	75,000	43,750	25,936	34.6%	17,814
Legal - Outside - G&A	2,500	1,458	-	0.0%	1,458
Legal - Outside - Claims	75,000	43,750	199,332	265.8%	(155,582)

CJPRMA
ACTUAL EXPENSES VS BUDGET
For the Seven Months Ending January 31, 2008

	Annual Budget FY 07/08 100%	Budget YTD 58%	Expense YTD	% of Annual Budget	Variance under/ (over)
Other Claim Expenses	5,000	2,917	302	6.0%	2,614
Treasurer Fees	3,600	2,100	3,000	83.3%	(900)
Other Consultants	5,000	2,917	-	0.0%	2,917
Admin - Conferences/Travel/Mtgs	19,500	11,375	9,026	46.3%	2,349
Risk Mgmt - Conferences/Travel/Mtgs	8,000	4,667	3,665	0.0%	1,002
Risk Mgmt -Training & Supplies	80,000	46,667	6,099	0.0%	40,568
Gen'l Liability - Training	36,000	21,000	-	0.0%	21,000
BOD - Brd Mtg Travel Exp	10,000	5,833	4,796	48.0%	1,037
BOD - Conferences	20,000	11,667	9,698	48.5%	1,968
Board Meeting Expense	9,000	5,250	9,316	103.5%	(4,066)
Annual Retreat	45,000	26,250	-	0.0%	26,250
Asset Management Fees	82,000	47,833	49,018	59.8%	(1,185)
Bank Charges	10,000	5,833	7,412	74.1%	(1,578)
Other Expenses	3,500	2,042	-	0.0%	2,042
Contingency Fund	25,000	14,583	-	0.0%	14,583
Total Maint. & Op. Expenses	<u>900,851</u>	<u>525,496</u>	<u>481,925</u>	53.5%	43,572
Capital Outlay					
Capital Outlay	<u>75,000</u>	<u>43,750</u>	<u>-</u>	<u>0.0%</u>	<u>43,750</u>
Total Capital Outlay	75,000	43,750	-	0.0%	43,750
Subtotal	1,610,166	939,263	804,872	50.0%	134,391
Less:					
Assessment Against Liability Reserve	155,000	90,417	225,570	145.5%	(135,154)
Assessment Against Interest	82,000	47,833	49,018	59.8%	(1,185)
Total G&A	<u>\$ 1,373,166</u>	<u>\$ 801,013</u>	<u>\$ 530,284</u>	<u>38.6%</u>	<u>\$ 270,729</u>

CJPRMA
STATEMENT OF NET ASSETS
As of February 29, 2008

Current Assets	
Cash	\$ 14,779,948
Investments	83,255,068
Interest Receivable	931,088
Accounts Receivable	45,610
Prepaid Insurance	2,214,237
Other Prepays	16,634
Deposits	102,698
Due from Property to Liability	<u>434,261</u>
Total Current Assets	101,779,545
Capital Assets	
Equipment	265,801
Office Furniture	43,897
Accumulated Depreciation	<u>(177,258)</u>
Net Capital Assets	132,439
TOTAL ASSETS	<u>\$ 101,911,984</u>
Current Liabilities	
Unearned Contributions	\$ 6,404,389
Accounts Payable	124,424
Accrued Liabilities	(668)
Accrued Employee Benefits	(1,075)
Due to Liability from Property	<u>434,261</u>
Total Current Liabilities	6,961,331
Noncurrent Liabilities	
Reserve for Loss-Liability	48,857,664
Reserve for Loss-Workers' Compensation	<u>57,670</u>
Total Noncurrent Liabilities	48,915,334
TOTAL LIABILITIES	<u>55,876,666</u>
Net Assets	
Current Year Earnings	10,080,060
Retained Earnings-Liability	35,929,774
Retained Earnings-Workers' Compensation	154,442
Retained Earnings-Property	(128,958)
Member Refunds	<u>-</u>
TOTAL NET ASSETS	<u>\$ 46,035,318</u>

CJPRMA
STATEMENT OF OPERATIONS
For the Eight Months Ending February 29, 2008
All Departments

	February	% to Net Income	YTD	% to Net Income
Operating Revenues				
Member Contributions	1,600,180	292.37	12,801,440	127.00
PY Member Contributions	-	0.00	10,464	0.10
Fees Earned	916	0.17	7,328	0.07
Appraisal Fees	-	0.00	-	0.00
Other Income	-	0.00	-	0.00
Total Operating Revenues	<u>1,601,096</u>	<u>292.54</u>	<u>12,819,232</u>	<u>127.17</u>
Claim Expense				
Settlements Paid	-	0.00	299,207	2.97
Settlement Reimbursements	-	0.00	(299,207)	(2.97)
Current Year Loss Provision	800,000	146.17	6,400,000	63.49
Loss Reserve Adjustment (Prior Year)	-	0.00	-	0.00
Insurance Premiums	553,446	101.12	4,427,568	43.92
PY Premium Adj	-	-	10,464	0.10
Total Claim Expense	<u>1,353,446</u>	<u>247.29</u>	<u>10,838,032</u>	<u>107.52</u>
Gross Profit (Loss)	247,650	45.25	1,981,200	19.65
Operating Expenses				
Salaries	34,792	6.36	272,630	2.70
PERS Contributions	11,706	2.14	46,832	0.46
Health Benefits	6,608	1.21	39,768	0.39
Life Insurance	130	0.02	1,750	0.02
Disability Insurance	-	0.00	3,892	0.04
Office Liability Insurance	502	0.09	4,016	0.04
General Manager - Wellness Program	-	0.00	-	0.00
Auto Allowance	877	0.16	6,710	0.07
Payroll Tax Expense	504	0.09	4,147	0.04
Payroll Services	312	0.06	1,493	0.01
Admin - Training/Conferences/Travel/Mtgs	2,284	0.42	11,310	0.11
Risk Mgmt -Conferences/Travel/Meetings	(104)	(0.02)	3,561	0.04
Risk Mgmt - Training & Supplies	1,038	0.19	7,136	0.07
Temporary Services	-	0.00	728	0.01
Accounting Services	-	0.00	400	0.00
Actuarial Services	-	0.00	15,875	0.16
Audit - Claims	-	0.00	-	0.00
Audit - Financial	-	0.00	13,725	0.14
Computer Programming	-	0.00	-	0.00
Info Systems Technical Support	559	0.10	4,423	0.04
Legal - Board Counsel - G&A	7,662	1.40	13,175	0.13
Legal - Board Counsel - Claims	-	0.00	-	0.00
Legal - Outside - G&A	-	0.00	-	0.00
Treasurer Fees	-	0.00	3,000	0.03
Other Consultants	-	0.00	-	0.00
Other Consultants - Property	73,059	13.35	215,207	2.13
Bond Premiums	407	0.07	3,256	0.03
Copying/Printing	-	0.00	13,368	0.13

CJPRMA
STATEMENT OF OPERATIONS
For the Eight Months Ending February 29, 2008
All Departments

	February	% to Net Income	YTD	% to Net Income
Computer H/W & S/W Expensed	-	0.00	2,430	0.02
Depreciation	2,219	0.41	15,101	0.15
Dues/Memberships	244	0.04	2,151	0.02
CIPRA	-	0.00	-	0.00
CAJPA Accreditation	-	0.00	-	0.00
Equipment Rental	48	0.01	18,296	0.18
Maintenance & Repair - Equipment	18	0.00	686	0.01
Capital Outlay	-	0.00	-	0.00
Furniture & Equipment Expensed	-	0.00	496	0.00
Office Rent	6,332	1.16	50,653	0.50
Office Supplies	236	0.04	3,571	0.04
Postage/Shipping	369	0.07	3,626	0.04
Publications	2,071	0.38	12,268	0.12
Telecommunications	536	0.10	4,194	0.04
SPARTA/Spec Events Program	84	0.02	3,041	0.03
Personnel Recruitment	-	0.00	1,833	0.02
Workers' Comp. Insurance	1,378	0.25	3,213	0.03
Annual Retreat	-	0.00	-	0.00
Board Meeting Expense	183	0.03	9,499	0.09
Gen'l Liability - Training	3,000	0.55	3,000	0.03
BOD - Brd Mtg Travel Expense	-	0.00	4,796	0.05
BOD - Conferences	10,391	1.90	20,089	0.20
Asset Management Fees - Chandler	7,412	1.35	56,430	0.56
Bank Charges	306	0.06	7,717	0.08
Other Expenses	-	0.00	-	0.00
Contingency Fund	-	0.00	-	0.00
Allocated G&A - Liability	(916)	(0.17)	(7,328)	(0.07)
Allocated G&A - Property	833	0.15	6,664	0.07
Allocated G&A - Boiler & Machinery	-	0.00	-	0.00
Allocated G&A - Auto Physical Damage	83	0.02	664	0.01
Total Expense	<u>175,160</u>	<u>32.00</u>	<u>909,492</u>	<u>9.02</u>
Net Operating Income (Loss)	72,490	13.24	1,071,708	10.63
Investment Income				
Interest Income - Liability	310,040	56.65	2,519,575	25.00
Realized Gain on Investment	-	0.00	202,103	2.00
Unrealized Gain on Investment	<u>164,786</u>	<u>30.11</u>	<u>6,286,675</u>	<u>62.37</u>
Total Investment Income	474,826	86.76	9,008,353	89.37
Other Income/ Expense				
Gain on disposal of asset	-	0.00	-	0.00
Other Income	<u>-</u>	<u>0.00</u>	<u>-</u>	<u>0.00</u>
Net Income (Loss)	<u>547,316</u>	<u>100.00</u>	<u>10,080,060</u>	<u>100.00</u>

CJPRMA
STATEMENT OF OPERATIONS
For the Eight Months Ending February 29, 2008
Liability

	February	% to Net Income	YTD	% to Net Income
Operating Revenues				
Member Contributions	1,341,431	216.52	10,731,448	104.31
Fees Earned	-	0.00	-	0.00
Other Income	-	0.00	-	0.00
Total Operating Revenues	<u>1,341,431</u>	<u>216.52</u>	<u>10,731,448</u>	<u>104.31</u>
Claim Expense				
Settlement Reimbursements	-	0.00	-	0.00
Current Year Loss Provision	800,000	129.13	6,400,000	62.21
Loss Reserve Adjustment (Prior Year)	-	0.00	-	0.00
Insurance Premiums	<u>294,697</u>	<u>47.57</u>	<u>2,357,576</u>	<u>22.92</u>
Total Claim Expense	<u>1,094,697</u>	<u>176.70</u>	<u>8,757,576</u>	<u>85.12</u>
Gross Profit (Loss)	246,734	39.83	1,973,872	19.19
Operating Expenses				
Salaries	34,792	5.62	272,630	2.65
PERS Contributions	11,706	1.89	46,832	0.46
Health Benefits	6,608	1.07	39,768	0.39
Life Insurance	130	0.02	1,750	0.02
Disability Insurance	-	0.00	3,892	0.04
Office Liability Insurance	502	0.08	4,016	0.04
General Manager - Wellness Program	-	0.00	-	0.00
Auto Allowance	877	0.14	6,710	0.07
Payroll Tax Expense	504	0.08	4,147	0.04
Payroll Services	312	0.05	1,493	0.01
Admin - Training/Conferences/Travel/Mtgs	2,284	0.37	11,310	0.11
Risk Mgmt - Conferences/Travel/Mtgs	(104)	(0.02)	3,561	0.03
Risk Mgmt - Training & Materials	1,038	0.17	7,136	0.07
Temporary Services	-	0.00	728	0.01
Accounting Services	-	0.00	400	0.00
Actuarial Services	-	0.00	15,875	0.15
Audit - Claims	-	0.00	-	0.00
Audit - Financial	-	0.00	13,725	0.13
Computer Programming	-	0.00	-	0.00
Info Systems Technical Support	559	0.09	4,423	0.04
Legal - Board Counsel - G&A	7,662	1.24	13,175	0.13
Legal - Board Counsel - Claims	-	0.00	-	0.00
Legal - Outside - G&A	-	0.00	-	0.00
Treasurer Fees	-	0.00	3,000	0.03
Other Consultants	-	0.00	-	0.00
Bond Premiums	407	0.07	3,256	0.03
Copying/Printing	-	0.00	13,368	0.13
Computer H/W & S/W Expensed	-	0.00	2,430	0.02
Depreciation	2,219	0.36	15,101	0.15

CJPRMA
STATEMENT OF OPERATIONS
For the Eight Months Ending February 29, 2008
Liability

	February	% to Net Income	YTD	% to Net Income
Dues/Memberships	244	0.04	2,151	0.02
CIPRA	-	0.00	-	0.00
CAJPA Accreditation	-	0.00	-	0.00
Equipment Rental	48	0.01	18,296	0.18
Maintenance & Repair - Equipment	18	0.00	686	0.01
Capital Outlay	-	0.00	-	0.00
Furniture & Equipment Expensed	-	0.00	496	0.00
Office Rent	6,332	1.02	50,653	0.49
Office Supplies	236	0.04	3,571	0.03
Postage/Shipping	369	0.06	3,626	0.04
Publications	2,071	0.33	12,268	0.12
Telecommunications	536	0.09	4,194	0.04
SPARTA/Spec Event Prog Policy	84	0.01	3,041	0.03
Personel Recruitment	-	0.00	1,833	0.02
Workers' Comp. Insurance	1,378	0.22	3,213	0.03
Annual Retreat	-	0.00	-	0.00
Board Meeting Expense	183	0.03	9,499	0.09
Gen'l Liability - Training	3,000	0.48	3,000	0.03
BOD - Brd Mtg Travel Expense	-	0.00	4,796	0.05
BOD - Conferences	10,391	1.68	20,089	0.20
Asset Management Fees - Chandler	7,412	1.20	56,430	0.55
Bank Charges	306	0.05	7,717	0.08
Other Expenses	-	0.00	-	0.00
Contingency Fund	-	0.00	-	0.00
Allocated G&A - Liability	(916)	(0.15)	(7,328)	(0.07)
Total Expense	<u>101,185</u>	<u>16.33</u>	<u>686,957</u>	<u>6.68</u>
Net Operating Income (Loss)	145,549	23.49	1,286,915	12.51
Investment Income				
Interest Income	309,203	49.91	2,512,226	24.42
Realized Gain on Investment	-	0.00	202,103	1.96
Unrealized Gain on Investment	<u>164,786</u>	<u>26.60</u>	<u>6,286,675</u>	<u>61.11</u>
Total Investment Income	473,989	76.51	9,001,004	87.49
Other Income/Expense				
Gain on disposal of asset	-	0.00	-	0.00
Other Income	<u>-</u>	<u>0.00</u>	<u>-</u>	<u>0.00</u>
Net Income (Loss)	<u><u>619,538</u></u>	<u><u>100.00</u></u>	<u><u>10,287,919</u></u>	<u><u>100.00</u></u>

CJPRMA
STATEMENT OF OPERATIONS
For the Eight Months Ending February 29, 2008
Property

	February	% to	YTD	% to
		Net Income		Net Income
Operating Revenues				
Member Contributions	\$ 201,380	0.00	\$ 1,611,040	0.00
Appraisal Fees	-	0.00	-	0.00
Fees Earned	<u>833</u>	<u>0.00</u>	<u>6,664</u>	<u>0.00</u>
Total Operating Revenues	202,213	0.00	1,617,704	0.00
Claim Expense				
Settlements Paid	-	0.00	71,129	0.00
Settlement Reimbursements	-	0.00	(71,129)	0.00
Insurance Premiums	201,380	0.00	1,611,040	0.00
PY Ins Premium Adj	<u>-</u>	<u>0.00</u>	<u>-</u>	<u>0.00</u>
Total Claim Expense	<u>201,380</u>	<u>0.00</u>	<u>1,611,040</u>	<u>0.00</u>
Gross Profit (Loss)	833	0.00	6,664	0.00
Operating Expenses				
Allocated G&A - Property	833	0.00	6,664	0.00
Other Consultants - Property	<u>73,059</u>	<u>0.00</u>	<u>215,207</u>	<u>0.00</u>
Total Operating Expenses	<u>73,892</u>	<u>0.00</u>	<u>221,871</u>	<u>0.00</u>
Net Income (Loss)	<u>\$ (73,059)</u>	<u>100.00</u>	<u>\$ (215,207)</u>	<u>100.00</u>

CJPRMA
STATEMENT OF OPERATIONS
For the Eight Months Ending February 29, 2008
Boiler and Machinery

	February	% to	YTD	% to
		Net Income		Net Income
Operating Revenues				
Member Contributions	\$ 28,066	0.00	\$ 224,528	0.00
Total Operating Revenues	28,066	0.00	224,528	0.00
Claim Expense				
Settlements Paid - B&M	-	0.00	-	0.00
Settlement Reimbursements - B&M	-	0.00	-	0.00
Insurance Premiums	28,066	0.00	224,528	0.00
PY Ins Premium Adj	0	0.00	-	0.00
Total Claim Expense	28,066	0.00	224,528	0.00
Operating Expenses				
Allocated G&A - B&M	0	0.00	-	0.00
Total Operating Expenses	0		-	
Investment Income	-	0.00	-	0.00
Net Income (Loss)	\$ -	100.00	\$ -	100.00

CJPRMA
STATEMENT OF OPERATIONS
For the Eight Months Ending February 29, 2008
Auto Physical Damage

	February	% to Net Income	YTD	% to Net Income
Operating Revenues				
Member Contributions	\$ 29,303	0.00	\$ 234,424	0.00
PY Member Contributions	-	-	10,464	0.00
Fees Earned	<u>83</u>	<u>0.00</u>	<u>664</u>	<u>0.00</u>
Total Operating Revenues	29,386	0.00	245,552	0.00
Claim Expense				
Settlements Paid	-	0.00	228,079	0.00
Settlement Reimbursements	-	0.00	(228,079)	0.00
Insurance Premiums	29,303	0.00	234,424	0.00
PY Ins Premium Adj	<u>-</u>	<u>0.00</u>	<u>10,464</u>	<u>0.00</u>
Total Claim Expense	<u>29,303</u>	<u>0.00</u>	<u>244,888</u>	<u>0.00</u>
Gross Profit (Loss)	83	0.00	664	0.00
Operating Expenses				
Allocated G&A - Auto Physical Damage	<u>83</u>	<u>0.00</u>	<u>664</u>	<u>0.00</u>
Total Operating Expenses	83	0.00	664	0.00
Operating Income (Loss)	-	0.00	-	0.00
Net Income (Loss)	<u>\$ -</u>	<u>100.00</u>	<u>\$ -</u>	<u>100.00</u>

CJPRMA
STATEMENT OF OPERATIONS
For the Eight Months Ending February 29, 2008
Workers' Compensation

	February	% to Net Income	YTD	% to Net Income
Operating Revenues	\$0	0.00	\$0	0.00
Claim Expense	0	0.00	0	0.00
Operating Expenses	0	0.00	0	0.00
Investment Income				
Interest Income	<u>837</u>	<u>100.00</u>	<u>7349</u>	<u>100.00</u>
Total Investment Income	837	100.00	7349	100.00
Net Income (Loss)	<u>\$837</u>	<u>100.00</u>	<u>\$7,349</u>	<u>100.00</u>

CJPRMA
ACTUAL EXPENSES VS BUDGET
For the Eight Months Ending February 29, 2008

	Annual Budget FY 07/08 100%	Budget YTD 67%	Expense YTD	% of Annual Budget	Variance under/ (over)
Personnel					
Salaries	\$ 455,115	\$ 303,410	\$ 272,630	59.9%	\$ 30,780
Auto Allowance	9,300	6,200	6,710	72.1%	(510)
PERS Contributions	74,000	49,333	46,832	63.3%	2,501
Health Benefits	66,500	44,333	39,768	59.8%	4,565
Life Insurance	5,000	3,333	1,750	35.0%	1,584
Disability Insurance	8,500	5,667	3,892	45.8%	1,775
Workers' Comp. Insurance	7,000	4,667	3,213	45.9%	1,453
Payroll Tax Expense	7,100	4,733	4,147	58.4%	586
General Manager - Wellness Program	1,800	1,200	-	0.0%	1,200
Total Personnel Expenses	634,315	422,877	378,942	59.7%	43,935
Maintenance & Operation					
Office Rent	91,000	60,667	50,653	55.7%	10,014
Equipment Rental	30,000	20,000	18,296	61.0%	1,704
Maintenance & Repair - Equipment	2,000	1,333	686	34.3%	647
Office Liability Insurance	8,000	5,333	4,016	50.2%	1,317
Bond Premiums	6,000	4,000	3,256	54.3%	744
Payroll Services	2,700	1,800	1,493	55.3%	307
Tuition Reimbursement	500	333	-	0.0%	333
Office Supplies	8,000	5,333	3,571	44.6%	1,762
Telecommunications	11,051	7,367	4,194	37.9%	3,174
SPARTA/Spec Event Prog Policy	6,000	4,000	3,041	0.0%	959
Postage/Shipping	5,000	3,333	3,626	72.5%	(293)
Personnel Recruitment	7,500	5,000	1,833	0.0%	3,167
Dues/Memberships	5,000	3,333	2,151	43.0%	1,182
Publications	19,000	12,667	12,268	64.6%	399
Copying/Printing	12,000	8,000	13,368	111.4%	(5,368)
CIPRA	-	-	-	0.0%	-
CAJPA Accreditation	-	-	-	0.0%	-
Furniture & Equipment Expensed	4,000	2,667	496	12.4%	2,171
Computer H/W & S/W Expensed	13,000	8,667	2,430	18.7%	6,237
Info Systems Technical Support	10,000	6,667	4,423	44.2%	2,244
Computer Programming	5,000	3,333	-	0.0%	3,333
Claims Program - Hosting	12,000	8,000	-	0.0%	8,000
Claims Program - Support	14,000	9,333	-	0.0%	9,333
Actuarial Services	19,000	12,667	15,875	83.6%	(3,208)
Audit - Financial	16,000	10,667	13,725	85.8%	(3,058)
Audit - Claims	45,000	30,000	-	0.0%	30,000
Temporary Services	5,000	3,333	728	14.6%	2,606
Accounting Services	2,000	1,333	400	20.0%	933
Legal - Board Counsel - G&A	28,000	18,667	13,175	47.1%	5,492
Legal - Board Counsel - Claims	75,000	50,000	31,891	42.5%	18,109
Legal - Outside - G&A	2,500	1,667	-	0.0%	1,667
Legal - Outside - Claims	75,000	50,000	199,588	266.1%	(149,588)

CJPRMA
ACTUAL EXPENSES VS BUDGET
For the Eight Months Ending February 29, 2008

	Annual Budget FY 07/08 100%	Budget YTD 67%	Expense YTD	% of Annual Budget	Variance under/ (over)
Other Claim Expenses	5,000	3,333	302	6.0%	3,031
Treasurer Fees	3,600	2,400	3,000	83.3%	(600)
Other Consultants	5,000	3,333	-	0.0%	3,333
Admin - Conferences/Travel/Mtgs	19,500	13,000	11,310	58.0%	1,690
Risk Mgmt - Conferences/Travel/Mtgs	8,000	5,333	3,561	0.0%	1,772
Risk Mgmt -Training & Supplies	80,000	53,333	7,136	0.0%	46,197
Gen'l Liability - Training	36,000	24,000	3,000	8.3%	21,000
BOD - Brd Mtg Travel Exp	10,000	6,667	4,796	48.0%	1,871
BOD - Conferences	20,000	13,333	20,089	100.4%	(6,756)
Board Meeting Expense	9,000	6,000	9,499	105.5%	(3,499)
Annual Retreat	45,000	30,000	-	0.0%	30,000
Asset Management Fees	82,000	54,667	56,430	68.8%	(1,763)
Bank Charges	10,000	6,667	7,717	77.2%	(1,051)
Other Expenses	3,500	2,333	-	0.0%	2,333
Contingency Fund	25,000	16,667	-	0.0%	16,667
Total Maint. & Op. Expenses	<u>900,851</u>	<u>600,567</u>	<u>532,023</u>	59.1%	68,544
Capital Outlay					
Capital Outlay	<u>75,000</u>	<u>50,000</u>	<u>-</u>	<u>0.0%</u>	<u>50,000</u>
Total Capital Outlay	75,000	50,000	-	0.0%	50,000
Subtotal	1,610,166	1,073,444	910,965	56.6%	162,479
Less:					
Assessment Against Liability Reserve	155,000	103,333	231,781	149.5%	(128,447)
Assessment Against Interest	82,000	54,667	56,430	68.8%	(1,763)
Total G&A	<u>\$ 1,373,166</u>	<u>\$ 915,444</u>	<u>\$ 622,754</u>	<u>45.4%</u>	<u>\$ 292,690</u>

CJPRMA
STATEMENT OF NET ASSETS
As of March 31, 2008

Current Assets	
Cash	\$ 6,144,639
Investments	92,473,531
Interest Receivable	1,100,447
Accounts Receivable	45,610
Prepaid Insurance	1,660,707
Other Prepays	10,980
Deposits	108,083
Due from Property to Liability	<u>440,252</u>
Total Current Assets	101,984,249
Capital Assets	
Equipment	273,932
Office Furniture	44,703
Accumulated Depreciation	<u>(179,477)</u>
Net Capital Assets	139,158
TOTAL ASSETS	<u>\$ 102,123,407</u>
Current Liabilities	
Unearned Contributions	\$ 4,803,293
Accounts Payable	92,954
Accrued Liabilities	8,820
Accrued Employee Benefits	(123)
Due to Liability from Property	<u>440,252</u>
Total Current Liabilities	5,345,196
Noncurrent Liabilities	
Reserve for Loss-Liability	49,654,877
Reserve for Loss-Workers' Compensation	<u>57,670</u>
Total Noncurrent Liabilities	49,712,547
TOTAL LIABILITIES	<u>55,057,742</u>
Net Assets	
Current Year Earnings	11,110,407
Retained Earnings-Liability	35,929,774
Retained Earnings-Workers' Compensation	154,442
Retained Earnings-Property	(128,958)
Member Refunds	<u>-</u>
TOTAL NET ASSETS	<u>\$ 47,065,665</u>

CJPRMA
STATEMENT OF OPERATIONS
For the Nine Months Ending March 31, 2008
All Departments

	March	% to Net Income	YTD	% to Net Income
Operating Revenues				
Member Contributions	1,600,180	155.31	14,401,620	129.62
PY Member Contributions	-	0.00	10,464	0.09
Fees Earned	916	0.09	8,244	0.07
Appraisal Fees	-	0.00	-	0.00
Other Income	-	0.00	-	0.00
Total Operating Revenues	<u>1,601,096</u>	<u>155.39</u>	<u>14,420,328</u>	<u>129.79</u>
Claim Expense				
Settlements Paid	-	0.00	299,207	2.69
Settlement Reimbursements	-	0.00	(299,207)	(2.69)
Current Year Loss Provision	800,000	77.64	7,200,000	64.80
Loss Reserve Adjustment (Prior Year)	-	0.00	-	0.00
Insurance Premiums	553,446	53.71	4,981,014	44.83
PY Premium Adj	-	-	10,464	0.09
Total Claim Expense	<u>1,353,446</u>	<u>131.36</u>	<u>12,191,478</u>	<u>109.73</u>
Gross Profit (Loss)	247,650	24.04	2,228,850	20.06
Operating Expenses				
Salaries	34,792	3.38	307,421	2.77
PERS Contributions	-	0.00	46,832	0.42
Health Benefits	5,461	0.53	45,229	0.41
Life Insurance	244	0.02	1,993	0.02
Disability Insurance	484	0.05	4,376	0.04
Office Liability Insurance	502	0.05	4,518	0.04
General Manager - Wellness Program	-	0.00	-	0.00
Auto Allowance	877	0.09	7,587	0.07
Payroll Tax Expense	504	0.05	4,651	0.04
Payroll Services	148	0.01	1,640	0.01
Admin - Training/Conferences/Travel/Mtgs	1,472	0.14	12,782	0.12
Risk Mgmt -Conferences/Travel/Meetings	1,664	0.16	5,225	0.05
Risk Mgmt - Training & Supplies	11,662	1.13	18,798	0.17
Temporary Services	-	0.00	728	0.01
Accounting Services	-	0.00	400	0.00
Actuarial Services	-	0.00	15,875	0.14
Audit - Claims	-	0.00	-	0.00
Audit - Financial	-	0.00	13,725	0.12
Computer Programming	680	0.07	680	0.01
Info Systems Technical Support	446	0.04	4,869	0.04
Legal - Board Counsel - G&A	5,242	0.51	18,417	0.17
Legal - Board Counsel - Claims	-	0.00	-	0.00
Legal - Outside - G&A	-	0.00	-	0.00
Treasurer Fees	600	0.06	3,600	0.03
Other Consultants	-	0.00	-	0.00
Other Consultants - Property	5,990	0.58	221,198	1.99
Bond Premiums	407	0.04	3,663	0.03
Copying/Printing	-	0.00	13,368	0.12

CJPRMA
STATEMENT OF OPERATIONS
For the Nine Months Ending March 31, 2008
All Departments

	March	% to Net Income	YTD	% to Net Income
Computer H/W & S/W Expensed	-	0.00	2,430	0.02
Depreciation	2,219	0.22	17,320	0.16
Dues/Memberships	21	0.00	2,173	0.02
CIPRA	-	0.00	-	0.00
CAJPA Accreditation	-	0.00	-	0.00
Equipment Rental	2,196	0.21	20,492	0.18
Maintenance & Repair - Equipment	699	0.07	1,385	0.01
Capital Outlay	-	0.00	-	0.00
Furniture & Equipment Expensed	-	0.00	496	0.00
Office Rent	6,332	0.61	56,984	0.51
Office Supplies	685	0.07	4,257	0.04
Postage/Shipping	304	0.03	3,930	0.04
Publications	2,322	0.23	14,590	0.13
Telecommunications	553	0.05	4,747	0.04
SPARTA/Spec Events Program	84	0.01	3,125	0.03
Personnel Recruitment	-	0.00	1,833	0.02
Workers' Comp. Insurance	82	0.01	3,296	0.03
Annual Retreat	-	0.00	-	0.00
Board Meeting Expense	1,897	0.18	11,397	0.10
Gen'l Liability - Training	-	0.00	3,000	0.03
BOD - Brd Mtg Travel Expense	475	0.05	5,271	0.05
BOD - Conferences	705	0.07	20,794	0.19
Asset Management Fees - Chandler	7,823	0.76	64,253	0.58
RMIS - Hosting	4,000	0.39	4,000	0.04
RMIS - Support	3,500	0.34	3,500	0.03
Bank Charges	55	0.01	7,772	0.07
Other Expenses	-	0.00	-	0.00
Contingency Fund	-	0.00	-	0.00
Allocated G&A - Liability	(916)	(0.09)	(8,244)	(0.07)
Allocated G&A - Property	833	0.08	7,497	0.07
Allocated G&A - Boiler & Machinery	-	0.00	-	0.00
Allocated G&A - Auto Physical Damage	83	0.01	747	0.01
Total Expense	<u>105,126</u>	<u>10.20</u>	<u>1,014,618</u>	<u>9.13</u>
Net Operating Income (Loss)	142,524	13.83	1,214,232	10.93
Investment Income				
Interest Income - Liability	326,687	31.71	2,846,262	25.62
Realized Gain on Investment	82,205	7.98	284,308	2.56
Unrealized Gain on Investment	<u>478,929</u>	<u>46.48</u>	<u>6,765,604</u>	<u>60.89</u>
Total Investment Income	887,822	86.17	9,896,175	89.07
Other Income/ Expense				
Gain on disposal of asset	-	0.00	-	0.00
Other Income	<u>-</u>	<u>0.00</u>	<u>-</u>	<u>0.00</u>
Net Income (Loss)	<u>1,030,346</u>	<u>100.00</u>	<u>11,110,407</u>	<u>100.00</u>

CJPRMA
STATEMENT OF OPERATIONS
For the Nine Months Ending March 31, 2008
Liability

	March	% to Net Income	YTD	% to Net Income
Operating Revenues				
Member Contributions	1,341,431	129.58	12,072,879	106.62
Fees Earned	-	0.00	-	0.00
Other Income	-	0.00	-	0.00
Total Operating Revenues	<u>1,341,431</u>	<u>129.58</u>	<u>12,072,879</u>	<u>106.62</u>
Claim Expense				
Settlement Reimbursements	-	0.00	-	0.00
Current Year Loss Provision	800,000	77.28	7,200,000	63.59
Loss Reserve Adjustment (Prior Year)	-	0.00	-	0.00
Insurance Premiums	<u>294,697</u>	<u>28.47</u>	<u>2,652,273</u>	<u>23.42</u>
Total Claim Expense	<u>1,094,697</u>	<u>105.74</u>	<u>9,852,273</u>	<u>87.01</u>
Gross Profit (Loss)	246,734	23.83	2,220,606	19.61
Operating Expenses				
Salaries	34,792	3.36	307,421	2.71
PERS Contributions	-	0.00	46,832	0.41
Health Benefits	5,461	0.53	45,229	0.40
Life Insurance	244	0.02	1,993	0.02
Disability Insurance	484	0.05	4,376	0.04
Office Liability Insurance	502	0.05	4,518	0.04
General Manager - Wellness Program	-	0.00	-	0.00
Auto Allowance	877	0.08	7,587	0.07
Payroll Tax Expense	504	0.05	4,651	0.04
Payroll Services	148	0.01	1,640	0.01
Admin - Training/Conferences/Travel/Mtgs	1,472	0.14	12,782	0.11
Risk Mgmt - Conferences/Travel/Mtgs	1,664	0.16	5,225	0.05
Risk Mgmt - Training & Materials	11,662	1.13	18,798	0.17
Temporary Services	-	0.00	728	0.01
Accounting Services	-	0.00	400	0.00
Actuarial Services	-	0.00	15,875	0.14
Audit - Claims	-	0.00	-	0.00
Audit - Financial	-	0.00	13,725	0.12
Computer Programming	680	0.07	680	0.01
Info Systems Technical Support	446	0.04	4,869	0.04
Legal - Board Counsel - G&A	5,242	0.51	18,417	0.16
Legal - Board Counsel - Claims	-	0.00	-	0.00
Legal - Outside - G&A	-	0.00	-	0.00
Treasurer Fees	600	0.06	3,600	0.03
Other Consultants	-	0.00	-	0.00
Bond Premiums	407	0.04	3,663	0.03
Copying/Printing	-	0.00	13,368	0.12
Computer H/W & S/W Expensed	-	0.00	2,430	0.02
Depreciation	2,219	0.21	17,320	0.15

CJPRMA
STATEMENT OF OPERATIONS
For the Nine Months Ending March 31, 2008
Liability

	March	% to Net Income	YTD	% to Net Income
Dues/Memberships	21	0.00	2,173	0.02
CIPRA	-	0.00	-	0.00
CAJPA Accreditation	-	0.00	-	0.00
Equipment Rental	2,196	0.21	20,492	0.18
Maintenance & Repair - Equipment	699	0.07	1,385	0.01
Capital Outlay	-	0.00	-	0.00
Furniture & Equipment Expensed	-	0.00	496	0.00
Office Rent	6,332	0.61	56,984	0.50
Office Supplies	685	0.07	4,257	0.04
Postage/Shipping	304	0.03	3,930	0.03
Publications	2,322	0.22	14,590	0.13
Telecommunications	553	0.05	4,747	0.04
SPARTA/Spec Event Prog Policy	84	0.01	3,125	0.03
Personel Recruitment	-	0.00	1,833	0.02
Workers' Comp. Insurance	82	0.01	3,296	0.03
Annual Retreat	-	0.00	-	0.00
Board Meeting Expense	1,897	0.18	11,397	0.10
Gen'l Liability - Training	-	0.00	3,000	0.03
BOD - Brd Mtg Travel Expense	475	0.05	5,271	0.05
BOD - Conferences	705	0.07	20,794	0.18
Asset Management Fees - Chandler	7,823	0.76	64,253	0.57
RMIS - Hosting	4,000	0.39	4,000	0.04
RMIS - Support	3,500	0.34	3,500	0.03
Bank Charges	55	0.01	7,772	0.07
Other Expenses	-	0.00	-	0.00
Contingency Fund	-	0.00	-	0.00
Allocated G&A - Liability	(916)	(0.09)	(8,244)	(0.07)
Total Expense	<u>98,219</u>	<u>9.49</u>	<u>785,176</u>	<u>6.93</u>
Net Operating Income (Loss)	148,515	14.35	1,435,430	12.68
Investment Income				
Interest Income	325,583	31.45	2,837,810	25.06
Realized Gain on Investment	82,205	7.94	284,308	2.51
Unrealized Gain on Investment	<u>478,929</u>	<u>46.26</u>	<u>6,765,604</u>	<u>59.75</u>
Total Investment Income	886,718	85.65	9,887,722	87.32
Other Income/Expense				
Gain on disposal of asset	-	0.00	-	0.00
Other Income	<u>-</u>	<u>0.00</u>	<u>-</u>	<u>0.00</u>
Net Income (Loss)	<u>1,035,233</u>	<u>100.00</u>	<u>11,323,152</u>	<u>100.00</u>

CJPRMA
STATEMENT OF OPERATIONS
For the Nine Months Ending March 31, 2008
Property

	March	% to	YTD	% to
		Net Income		Net Income
Operating Revenues				
Member Contributions	\$ 201,380	0.00	\$ 1,812,420	0.00
Appraisal Fees	-	0.00	-	0.00
Fees Earned	<u>833</u>	<u>0.00</u>	<u>7,497</u>	<u>0.00</u>
Total Operating Revenues	202,213	0.00	1,819,917	0.00
Claim Expense				
Settlements Paid	-	0.00	71,129	0.00
Settlement Reimbursements	-	0.00	(71,129)	0.00
Insurance Premiums	201,380	0.00	1,812,420	0.00
PY Ins Premium Adj	<u>-</u>	<u>0.00</u>	<u>-</u>	<u>0.00</u>
Total Claim Expense	<u>201,380</u>	<u>0.00</u>	<u>1,812,420</u>	<u>0.00</u>
Gross Profit (Loss)	833	0.00	7,497	0.00
Operating Expenses				
Allocated G&A - Property	833	0.00	7,497	0.00
Other Consultants - Property	<u>5,990</u>	<u>0.00</u>	<u>221,198</u>	<u>0.00</u>
Total Operating Expenses	<u>6,823</u>	<u>0.00</u>	<u>228,695</u>	<u>0.00</u>
Net Income (Loss)	<u>\$ (5,990)</u>	<u>100.00</u>	<u>\$ (221,198)</u>	<u>100.00</u>

CJPRMA
STATEMENT OF OPERATIONS
For the Nine Months Ending March 31, 2008
Boiler and Machinery

	March	% to Net Income	YTD	% to Net Income
Operating Revenues				
Member Contributions	\$ 28,066	0.00	\$ 252,594	0.00
Total Operating Revenues	<u>28,066</u>	0.00	<u>252,594</u>	0.00
Claim Expense				
Settlements Paid - B&M	-	0.00	-	0.00
Settlement Reimbursements - B&M	-	0.00	-	0.00
Insurance Premiums	28,066	0.00	252,594	0.00
PY Ins Premium Adj	<u>0</u>	<u>0.00</u>	<u>-</u>	<u>0.00</u>
Total Claim Expense	<u>28,066</u>	<u>0.00</u>	<u>252,594</u>	<u>0.00</u>
Operating Expenses				
Allocated G&A - B&M	<u>0</u>	<u>0.00</u>	<u>-</u>	<u>0.00</u>
Total Operating Expenses	0		-	
Investment Income	<u>-</u>	<u>0.00</u>	<u>-</u>	<u>0.00</u>
Net Income (Loss)	<u>\$ -</u>	<u>100.00</u>	<u>\$ -</u>	<u>100.00</u>

CJPRMA
STATEMENT OF OPERATIONS
For the Nine Months Ending March 31, 2008
Auto Physical Damage

	March	% to Net Income	YTD	% to Net Income
Operating Revenues				
Member Contributions	\$ 29,303	0.00	\$ 263,727	0.00
PY Member Contributions	-	-	10,464	0.00
Fees Earned	<u>83</u>	<u>0.00</u>	<u>747</u>	<u>0.00</u>
Total Operating Revenues	29,386	0.00	274,938	0.00
Claim Expense				
Settlements Paid	-	0.00	228,079	0.00
Settlement Reimbursements	-	0.00	(228,079)	0.00
Insurance Premiums	29,303	0.00	263,727	0.00
PY Ins Premium Adj	<u>-</u>	<u>0.00</u>	<u>10,464</u>	<u>0.00</u>
Total Claim Expense	<u>29,303</u>	<u>0.00</u>	<u>274,191</u>	<u>0.00</u>
Gross Profit (Loss)	83	0.00	747	0.00
Operating Expenses				
Allocated G&A - Auto Physical Damage	<u>83</u>	<u>0.00</u>	<u>747</u>	<u>0.00</u>
Total Operating Expenses	83	0.00	747	0.00
Operating Income (Loss)	-	0.00	-	0.00
Net Income (Loss)	<u>\$ -</u>	<u>100.00</u>	<u>\$ -</u>	<u>100.00</u>

CJPRMA
STATEMENT OF OPERATIONS
For the Nine Months Ending March 31, 2008
Workers' Compensation

	March	% to Net Income	YTD	% to Net Income
Operating Revenues	\$0	0.00	\$0	0.00
Claim Expense	0	0.00	0	0.00
Operating Expenses	0	0.00	0	0.00
Investment Income				
Interest Income	<u>1104</u>	<u>100.00</u>	<u>8453</u>	<u>100.00</u>
Total Investment Income	1104	100.00	8453	100.00
Net Income (Loss)	<u>\$1,104</u>	<u>100.00</u>	<u>\$8,453</u>	<u>100.00</u>

CJPRMA
ACTUAL EXPENSES VS BUDGET
For the Nine Months Ending March 31, 2008


	Annual Budget FY 07/08 100%	Budget YTD 75%	Expense YTD	% of Annual Budget	Variance under/ (over)
Personnel					
Salaries	\$ 455,115	\$ 341,336	\$ 307,421	67.5%	\$ 33,915
Auto Allowance	9,300	6,975	7,587	81.6%	(612)
PERS Contributions	74,000	55,500	46,832	63.3%	8,668
Health Benefits	66,500	49,875	45,229	68.0%	4,646
Life Insurance	5,000	3,750	1,993	39.9%	1,757
Disability Insurance	8,500	6,375	4,376	51.5%	1,999
Workers' Comp. Insurance	7,000	5,250	3,296	47.1%	1,954
Payroll Tax Expense	7,100	5,325	4,651	65.5%	674
General Manager - Wellness Program	1,800	1,350	-	0.0%	1,350
Total Personnel Expenses	634,315	475,736	421,384	66.4%	54,352
Maintenance & Operation					
Office Rent	91,000	68,250	56,984	62.6%	11,266
Equipment Rental	30,000	22,500	20,492	68.3%	2,008
Maintenance & Repair - Equipment	2,000	1,500	1,385	69.2%	115
Office Liability Insurance	8,000	6,000	4,518	56.5%	1,482
Bond Premiums	6,000	4,500	3,663	61.1%	837
Payroll Services	2,700	2,025	1,640	60.8%	385
Tuition Reimbursement	500	375	-	0.0%	375
Office Supplies	8,000	6,000	4,257	53.2%	1,743
Telecommunications	11,051	8,288	4,747	43.0%	3,542
SPARTA/Spec Event Prog Policy	6,000	4,500	3,125	0.0%	1,375
Postage/Shipping	5,000	3,750	3,930	78.6%	(180)
Personnel Recruitment	7,500	5,625	1,833	0.0%	3,792
Dues/Memberships	5,000	3,750	2,173	43.5%	1,577
Publications	19,000	14,250	14,590	76.8%	(340)
Copying/Printing	12,000	9,000	13,368	111.4%	(4,368)
CIPRA	-	-	-	0.0%	-
CAJPA Accreditation	-	-	-	0.0%	-
Furniture & Equipment Expensed	4,000	3,000	496	12.4%	2,504
Computer H/W & S/W Expensed	13,000	9,750	2,430	18.7%	7,320
Info Systems Technical Support	10,000	7,500	4,869	48.7%	2,631
Computer Programming	5,000	3,750	680	13.6%	3,070
Actuarial Services	19,000	14,250	15,875	83.6%	(1,625)
Audit - Financial	16,000	12,000	13,725	85.8%	(1,725)
Audit - Claims	45,000	33,750	-	0.0%	33,750
Temporary Services	5,000	3,750	728	14.6%	3,023
Accounting Services	2,000	1,500	400	20.0%	1,100
Legal - Board Counsel - G&A	28,000	21,000	18,417	65.8%	2,583
Legal - Board Counsel - Claims	75,000	56,250	34,651	46.2%	21,599
Legal - Outside - G&A	2,500	1,875	-	0.0%	1,875
Legal - Outside - Claims	75,000	56,250	199,588	266.1%	(143,338)
Other Claim Expenses	5,000	3,750	330	6.6%	3,420
Treasurer Fees	3,600	2,700	3,600	100.0%	(900)

CJPRMA
ACTUAL EXPENSES VS BUDGET
For the Nine Months Ending March 31, 2008

	Annual Budget FY 07/08 100%	Budget YTD 75%	Expense YTD	% of Annual Budget	Variance under/ (over)
Other Consultants	5,000	3,750	-	0.0%	3,750
Admin - Conferences/Travel/Mtgs	19,500	14,625	12,782	65.5%	1,843
Risk Mgmt - Conferences/Travel/Mtgs	8,000	6,000	5,225	0.0%	775
Risk Mgmt - Training & Supplies	80,000	60,000	18,798	0.0%	41,202
Gen'l Liability - Training	36,000	27,000	3,000	8.3%	24,000
BOD - Brd Mtg Travel Exp	10,000	7,500	5,271	52.7%	2,229
BOD - Conferences	20,000	15,000	20,794	104.0%	(5,794)
Board Meeting Expense	9,000	6,750	11,397	126.6%	(4,647)
Annual Retreat	45,000	33,750	-	0.0%	33,750
Asset Management Fees	82,000	61,500	64,253	78.4%	(2,753)
RMIS - Hosting	12,000	9,000	4,000	33.3%	5,000
RMIS - Support	14,000	10,500	3,500	25.0%	7,000
Bank Charges	10,000	7,500	7,772	77.7%	(272)
Other Expenses	3,500	2,625	-	0.0%	2,625
Contingency Fund	25,000	18,750	-	0.0%	18,750
Total Maint. & Op. Expenses	<u>900,851</u>	<u>675,638</u>	<u>589,285</u>	65.4%	86,353
Capital Outlay					
Capital Outlay	<u>75,000</u>	<u>56,250</u>	<u>-</u>	<u>0.0%</u>	<u>56,250</u>
Total Capital Outlay	75,000	56,250	-	0.0%	56,250
Subtotal	1,610,166	1,207,625	1,010,669	62.8%	196,956
Less:					
Assessment Against Liability Reserve	155,000	116,250	234,568	151.3%	(118,318)
Assessment Against Interest	82,000	61,500	64,253	78.4%	(2,753)
Total G&A	<u>\$ 1,373,166</u>	<u>\$ 1,029,875</u>	<u>\$ 711,848</u>	<u>51.8%</u>	<u>\$ 318,027</u>

**CALIFORNIA JOINT POWERS
RISK MANAGEMENT AUTHORITY**

AGENDA BILL

Item #: 2	<u>Title:</u> ADDITIONAL COVERED PARTY CERTIFICATES APPROVED BY THE GENERAL MANAGER
Meeting: 06/19/2008	
Agenda Bill #: 1004	
General Manager: 	
<u>Recommended Action:</u> Approval of the additional covered party certificates that have been issued by the General Manager.	
<u>Item Explanation:</u> Attached hereto, as Exhibit 1, is a list of the 21 additional covered party certificates that have been approved by the General Manager and issued since the last board meeting.	
<u>Fiscal Impact:</u> None.	
<u>Exhibits:</u> 1) List of additional covered party certificates approved by the General Manager.	

Board Action:

**Certificates of Coverage
Approved by the General Manager**

Member Entity	Sub Member	IssuedTo	Event	Expiration	S.I.R.	Excess Coverage
Fremont		Alameda County Health Care Services Agency	Support for Fremont Adolescent School Health Initiative	6/30/2008	\$500,000	\$500,000
Fremont		County of Alameda, Washington Township Veteran's Memorial Building Commission, their officers, employees and agents	Rental of building for day camp activities	6/30/2008	\$500,000	\$500,000
Livermore		County of Alameda, its Board of Supervisors, the individual members thereof and all county officers, agents, employees and representatives	City of Livermore is a participating jurisdiction in Alameda County's HOME Grant Program	6/30/2008	\$500,000	\$500,000
Lodi		That the State of California, Lodi Grape Festival & National Wine Show, Inc., County of San Joaquin, their agents, directors, officers, servants, and employees	Use of facilities for various Police and Fire training activities	6/30/2008	\$500,000	\$500,000
Petaluma		The State of California, the District Agricultural Association, County Fair, the County in which the County Fair is located, Lessor/Sublessor if the fair site is leased/subleased, Citrus Fruit Fair, or California Exposition and State Fair, their agents, directors, officers, agents, servants and employees	Use of facilities for annual 4th of July fireworks celebration	7/5/2008	\$500,000	\$500,000
REMIF	Cloverdale	Sonoma County, its officers, employees; Sonoma County Regional Parks	Use of Vet's Memorial Building and pool for Summer Swim Program with YMCA	6/30/2008	\$500,000	\$500,000
REMIF	Sonoma	Gundlach Bundschu Winery, its officers, directors, agents, employees and assigns	Employee Dinner	6/1/2008	\$500,000	\$500,000
REMIF	Windsor	WWST-Windsor, LLC, its officers officials, employees and volunteers	Power purchase per agreement	6/30/2008	\$500,000	\$1,500,000
Roseville		Jack Doheny Supplies	Rental of Vactor - VIN # 2FZHAWDA67AW5962	5/16/2008	\$500,000	\$500,000
San Leandro		Association of Bay Area Governments (Bay Trail Project)	Completion of the San Leandro Slough Bridge Bay Trail	6/30/2008	\$1,000,000	\$1,000,000
Santa Rosa		County of Sonoma and Sonoma County Water Agency	Use of facilities for recreation programs	6/30/2008	\$500,000	\$500,000
Santa Rosa		Northern California Conference Association of Seventh-Day Adventists	Use of facilities for summer sports camp	6/30/2008	\$500,000	\$500,000


**Certificates of Coverage
Approved by the General Manager**

Member Entity	Sub Member	IssuedTo	Event	Expiration	S.I.R.	Excess Coverage
Santa Rosa		Santa Rosa City Schools	Use of facilities for after school programs	5/30/2008	\$500,000	\$1,500,000
Santa Rosa		Two Bridges and a Box Culvert LLC	Use of premises for live fire training	6/30/2008	\$500,000	\$4,500,000
SCORE	Ione	Amador County Unified School District	Miss Ione Scholarship Pageant	5/4/2008	\$500,000	\$500,000
SCORE	Montague	State of California, its Officers and Employees	June 14, 2008 Montague Festival	6/15/2008	\$500,000	\$500,000
Vallejo		Solano County Fair Association	Use of facilities for Safety Awards for Jr Police Cadets	5/23/2008	\$5,000,000	\$2,000,000
YCPARMIA	Davis	Yolo County Housing Authority	Use of facilities for trainings for residents who take care of children that focus on health, safety, early care, education and will promote self-sufficiency via career development training and information	6/26/2008	\$500,000	\$500,000
YCPARMIA	Winters	Winters Joint Unified School District	Transportation Agreement for summer field trips	6/30/2008	\$500,000	\$500,000
YCPARMIA	Winters	Winters Joint Unified School District	Use of School facilities at Waggoner Elementary School for Adventure Day Camp	6/30/2008	\$500,000	\$500,000
YCPARMIA	Winters Fire Protection District	State of California, Governor's Office of Emergency Services	Agreement for Temporary Transfer of 2007 HME/WESTATES Fire Engine	6/30/2008	\$500,000	\$500,000

Total Entries: 21

**CALIFORNIA JOINT POWERS
RISK MANAGEMENT AUTHORITY**

AGENDA BILL

Item #: 3	<u>Title:</u> NOTIFICATION OF NEW CLAIMS RECEIVED
Meeting: 06/19/2008	
Agenda Bill #: 1005	
General Manager: 	
<u>Recommended Action:</u> None. This item is for information purposes only.	
<u>Item Explanation:</u> Attached hereto, as Exhibit 1, is a list of the 5 new claims which have been received by CJPRMA since the last board meeting.	
<u>Fiscal Impact:</u> None.	
<u>Exhibits:</u> 1) List of new claims received by CJPRMA.	

Board Action:

New Claims Received by CJPRMA

1 2007-2008-0009 AVERY, THOMAS v. City of Roseville

Date of Incident: 4/12/2008

Date of Claim:

Date of Notification: 5/15/2008

Type of Claim:

Nature of Claim:

This matter arose as the result of a fall from bus. Apparently, the claimant, a 300 lb. to 350 lb. quadriplegic in a wheelchair, was attempting to use the lift gate of a bus to enter the vehicle. After being secured and elevated, he was told to go forward, but inadvertently went backwards, instead. The weight and size of the wheelchair and the claimant caused the safety strap to fail and one of the bolts for the roll stop to sheer off. The claimant fell backwards, off of the elevated lift, striking his head on the sidewalk. He allegedly sustained a severe closed head injury as a result.

2 2007-2008-0008 CHADWICK, MICHAEL v. City of Roseville

Date of Incident: 7/26/2007

Date of Claim: 12/14/2007

Date of Notification: 5/27/2008

Type of Claim: Bodily Injury

Nature of Claim:

A wooden rocking chair in the City's library collapsed when the claimant sat on it. He advised emergency personnel that he had bumped his knee. He later claimed that he also hit his head and lost consciousness. The claim has been tendered to SAM's West Inc. where the chair was purchased.

3 2006-2007-0045 BROWN, AMANDA v. City of Stockton

Date of Incident: 1/1/2007

Date of Claim:

Date of Notification: 4/3/2008

Type of Claim: Bodily Injury, Property Damage

Nature of Claim:

This matter arose as the result of a traffic accident which occurred in the City of Stockton. Apparently, the plaintiffs' decedent was riding a motorcycle at an excessive rate of speed when he came upon a traffic circle. He locked up his brakes, lost control, and then struck a steel post which was holding a sign. He died as the result of injuries sustained in that collision.

4 2006-2007-0044 ACUNA, JENNIFER v. City of San Leandro

Date of Incident: 9/13/2006

Date of Claim: 2/20/2008

Date of Notification: 4/1/2008

Type of Claim: Bodily Injury, Personal Injury

Nature of Claim:

This matter arose as a result of the alleged sexual harassment of, and battery committed upon, the claimant by a police officer of the City of San Leandro. Apparently, the officer confronted the claimant at her residence and made unwanted physical and sexual advances towards her.

New Claims Received by CJPRMA

5 **2004-2005-0063 BURKE, STARLAH v. City of San Leandro**

Date of Incident: 3/1/2005

Date of Claim: 2/20/2008

Date of Notification: 4/1/2008


Type of Claim: Bodily Injury, Personal Injury

Nature of Claim:

This matter arose as a result of the alleged sexual harassment of, and battery committed upon, the claimant by a police officer of the City of San Leandro. Apparently, on numerous occasions, the officer confronted the claimant and made unwanted physical contact with her. He allegedly stalked her and groped her during repeated traffic stops. He also confronted her at her residence.

**CALIFORNIA JOINT POWERS
RISK MANAGEMENT AUTHORITY**

AGENDA BILL

Item #: 4	<u>Title:</u> NOTIFICATION OF CLAIMS CLOSED
Meeting: 06/19/08	
Agenda Bill #: 1006	
General Manager: 	
<u>Recommended Action:</u> None. This item is for information purposes only.	
<u>Item Explanation:</u> Attached hereto, as Exhibit 1, is a list of the 10 claims which has been closed since the last board meeting.	
<u>Fiscal Impact:</u> None	
<u>Exhibits:</u> 1) List of claims closed by CJPRMA	

Board Action:

Claims Closed by CJPRMA

1 **2006-2007-0036 SIMS, TINA v. City of Vallejo**

Date of Incident: 1/25/2007
Date of Claim: 5/24/2007
Date of Notification: 12/5/2007
Type of Claim: Bodily Injury, Property Damage

Nature of Claim:

This matter arose as the result of a traffic collision which occurred in the City of Vallejo. Apparently, the claimant's husband sustained some kind of minor damage to his vehicle while driving through a construction zone. After exiting his vehicle, he was struck by another vehicle who's driver had lost control. The other driver struck both the claimant's husband and his disabled vehicle. The claimant's husband died as the result of injuries sustained in that incident.

Current Status:

A claim was filed against the City and has been rejected. The lawsuit that was filed in this matter did not name the City as a defendant. Since the Statute of Limitations has now run, the file has been closed.

2 **2005-2006-0057 BREKKE, ROBERT v. City of Roseville**

Date of Incident: 12/31/2005
Date of Claim: 4/25/2006
Date of Notification: 8/29/2007
Type of Claim: Property Damage

Nature of Claim:

This matter arose as the result of a sewer spill which allegedly damaged the claimants' property in the City of Roseville. The sewer spill resulted from excessive flooding caused by heavy rains.

Current Status:

This matter was settled for the amount of \$371,637 (\$197,014 to Brekke and \$174,623 to Watson), without contribution from CJPRMA, so the file has been closed.

3 **2005-2006-0055 BELL, ANTHONY v. City of Pomona**

Date of Incident: 9/13/2005
Date of Claim: 2/28/2006
Date of Notification:
Type of Claim: Bodily Injury, Personal Injury

Nature of Claim:

This matter arose as the result of the arrest and prosecution of the claimants by a police officer of the City of Pomona. Apparently, the police officer's wife had come to the aid of a student that was being chased by a mob of other students. She got him into her car for safety. The crowd then damaged her vehicle and tried to remove her daughter from it, as well. A few days later, while the officer was with his daughter, she pointed out two individuals that she said had participated in the prior incident. He detained them until an L. A. County Sheriff's deputy arrived on the scene. The deputy recommended that charges be brought against the officer. The District Attorney's declined to prosecute. An internal investigation was resolved in the officer's favor. The two individuals were prosecuted and received probation for their part in the event. This lawsuit was filed subsequent to their convictions.

Current Status:

This matter was settled for the amount of \$10,000, without contribution from CJPRMA, so the file has been closed.

Claims Closed by CJPRMA

4 2005-2006-0047 KIKEN, EVELYN v. City of St. Helena (REMIF)

Date of Incident: 4/2/2006
Date of Claim: 10/2/2006
Date of Notification: 10/3/2006
Type of Claim: Bodily Injury, Property Damage

Nature of Claim:

This matter arose as the result of a traffic collision between the claimants' vehicle and a CHP unit. Apparently, the claimants made a left turn in front of an oncoming CHP unit. The turn was located near a curve in the roadway.

Current Status:

This matter was dismissed, so the file has been closed.

5 2005-2006-0038 RAHMAN, SHADEE v. City of San Jacinto (PERMA)

Date of Incident: 5/27/2006
Date of Claim: 10/7/2004
Date of Notification: 1/19/2007
Type of Claim: Personal Injury

Nature of Claim:

This matter arose as the result of numerous encounters with police officers of the City of San Jacinto. Apparently, the claimants have been the subject of several criminal investigations.

Current Status:

This matter was settled for the amount of \$40,000, without contribution from CJPRMA, so the file has been closed.

6 2005-2006-0036 LALICH, SWEETIE v. City of La Mesa (PERMA)

Date of Incident: 4/27/2006
Date of Claim: 10/26/2006
Date of Notification: 12/27/2006
Type of Claim: Bodily Injury

Nature of Claim:

This matter arose as the result of a traffic collision between a vehicle and a pedestrian (a 14 year old boy) which occurred in the City of La Mesa. Apparently, the 14 year old and his friend were playing "chicken" or "frog hopper". The friend crossed the intersection against the signal. When the 14 year old tried to follow, he was struck by an oncoming vehicle. He died as the result of injuries sustained in that incident.

Current Status:

This matter was settled for the amount of \$70,000 (\$50,000 from the City), without contribution from CJPRMA, so the file has been closed.

Claims Closed by CJPRMA

7 2005-2006-0031 FLEMING, VICTOR EUGENE v. City of Santa Rosa

Date of Incident: 1/18/2006
Date of Claim: 7/13/2006
Date of Notification: 10/30/2006
Type of Claim: Bodily Injury

Nature of Claim:

This matter arose as the result of a bicycle accident which occurred in the City of Santa Rosa. Apparently, the claimant and his son were bicycling on a sidewalk when his tire hit a gravelly section of sidewalk that was under construction. He crashed his bicycle and sustained serious injuries, including a concussion, fractured cheek bone, fractures to the right eye orbit, and a torn retina, as a result of that incident.

Current Status:

This matter was settled for the amount of \$7,000, without contribution from CJPRMA, so the file has been closed.

8 2005-2006-0019 BILLMAN, CHARLOTTE A. v. City of Roseville

Date of Incident: 4/15/2006
Date of Claim:
Date of Notification: 7/18/2006
Type of Claim: Bodily Injury

Nature of Claim:

This matter arose as the result of a collision between a pedestrian and a vehicle owned by the City of Roseville. Apparently, a City employee was at a park checking out a party who had reserved a particular area for an event. As he was leaving, he apparently failed to look directly in front of his vehicle and he struck the claimant. She allegedly sustained injuries as a result of that incident.

Current Status:

This matter was settled for the amount of \$20,000, without contribution from CJPRMA, so the file has been closed.

9 2005-2006-0017 ADAMS, ERICK LEE v. City of Vallejo

Date of Incident: 12/10/2005
Date of Claim: 6/6/2006
Date of Notification: 6/15/2006
Type of Claim: Bodily Injury, Personal Injury

Nature of Claim:

This matter arose as the result of a confrontation between the claimant and police officers in the City of Vallejo. Apparently, some sort of verbal exchange took place between the claimant and three off duty police officers. The officers advised the claimant to leave the area but, when he turned, he threatened to shoot the officers and brandished a hand gun. Two of the three officers fired at the claimant, causing extensive injuries.

Current Status:

The Statute of Limitations has run, without action by the claimant, so the file has been closed.

Claims Closed by CJPRMA

10 **2003-2004-0011 STRUPPA, MARC AARON v. City of Petaluma**

Date of Incident: 1/27/2004

Date of Claim: 4/27/2004

Date of Notification: 5/6/2004

Type of Claim: Bodily Injury, Property Damage

Nature of Claim:

This matter arose as the result of a traffic collision which occurred in the City of Petaluma. Apparently, one of the vehicles pulled into an intersection in front of another vehicle, causing the collision. The claimant allegedly sustained serious injuries as a result of that incident.

Current Status:

This matter was settled for the amount of \$85,000, without contribution from CJPRMA, so the file has been closed.

**CALIFORNIA JOINT POWERS
RISK MANAGEMENT AUTHORITY**

AGENDA BILL

Item #: 5	<u>Title:</u> FINAL APPROVAL OF CHANGE TO EMPLOYEE RETIREMENT PLAN
Meeting: 06/19/08	
Agenda Bill #: 1007	
General Manager: 	

Recommended Action:

Approval of the change in the Employee Retirement Plan from 2% @ 55 to 2.7% @ 55.

Item Explanation:

At its meeting of May 8, 2008, the Board approved changing the Employee Retirement Plan from 2% @ 55 to 2.7% @ 55, subject to the employees contributing 3%.

The CJPRMA staff voted unanimously to adopt the 2.7% @ 55 plan.

All of the preliminary resolutions and certifications have been submitted to PERS. However, PERS requires that a final resolution be approved at a meeting that is at least 20 days subsequent to the one at which the preliminary resolutions were approved.

Staff recommends that the final approval be granted

Fiscal Impact:

The cost of improving the CJPRMA retirement plan to 2.7% @ 55 will be \$14,636 annually to CJPRMA and \$14,100 to the employees.

Exhibits:

None

Board Action:

**CALIFORNIA JOINT POWERS
RISK MANAGEMENT AUTHORITY**

AGENDA BILL

Item #: 6	<u>Title:</u> REPORT FROM AD HOC COMMITTEE
Meeting: 06/19/08	
Agenda Bill #: 1008	
General Manager: 	

Recommended Action:

See body of report.

Item Explanation:

At the Board meeting held on May 7-9, 2008, President Henderson appointed an ad hoc committee to review several issues and provide recommendations to both the Executive Committee and the Board.

The members of the committee are Steve Schwarz, Chair, Janet Hamilton, Jeff Tonks and Darrell Handy.

The issues to be addressed were the Strategic Plan, Organizational Goals & Objectives, Governance Policies related to the Executive Committee, and the procedure for administering the General Manger's Performance Evaluation. Copies of the Committee's recommendations are attached as an exhibit.

The Executive Committee agreed with the ad hoc Committee's recommendation that a two day Strategic Planning session be scheduled for the Board immediately preceding the CAJPA Conference in Lake Tahoe. The planning session would address Strategic Planning, a review of updated and current Board Policies, and establishment of Organizational Goals & Objectives.

With reference to the Performance Evaluation process for the General Manager, the Executive Committee recommended that the evaluation process for 2007/2008 be closed and that the General Manger be provided with a cost of living adjustment effective July 1, 2008. The COLA would be based on the average COLA provided to all CJPRMA members.

The Executive Committee also recommended that items 3 and 4, under current year evaluation, and items 1, 5, and 6, under evaluation going forward, be referred to the Strategic Planning session and/or the Personnel Committee. They also recommended that items 2, 3, and 4 be referred to the Executive Committee.

With regard to the Executive Committee, it was recommended that the President, Vice President and two at-large members be elected and that the remaining three seats be categorized as primary pool, large city and small city. Representatives in these categories would be seated on a rotational basis from

within each category.

Finally, the Executive Committee recommended that the proposed five standing sub-committees be provided with very definitive responsibilities and tasks.

Members of the ad hoc Committee and the Executive Committee will be present to discuss their recommendations.

Fiscal Impact:

None.

Exhibits:

- 1) ad hoc Committee Recommendations
- 2) General Manger Appraisal Form

Board Action:

Executive Committee

- A. The Executive Committee needs to have regularly scheduled meetings
- B. Amend the by laws to return to an elected Executive Committee
- C. Executive Committee should be made up as
 - a. President
 - b. Vice President
 - c. Primary Pool Director
 - d. Large City Director
 - e. Small City Director
 - f. (2) At Large
- D. Five standing sub committees should be created. Each sub committee should be chaired by a non officer member of the executive committee.
 - a. Communication/Marketing
 - b. Coverage/Broker
 - c. Personnel
 - d. Membership/Underwriting
 - e. Strategic Planning

Strategic Plan/Goals and Objectives

The Ad Hoc Committee recommends that the Board schedule a two day strategic planning/goals and objectives meeting, prior to the beginning of CAJPA (September 15 & 16).

The two day meeting should be used to establish the Pool's goals and objectives, review and update current board policies.

The agenda for this two day meeting should be constructed to allow adequate time to address each issue with no outside presentations and or speakers.

The meeting should be scheduled with reasonable start and end times to allow adequate discussion of the issues

General Manager Performance Evaluation

Current Year Evaluation

1. Sign the current evaluation and close the process.
2. Calculate the average COLA of the member entities and adjust the current general manager salary accordingly.
3. Eliminate the requirement for a salary survey for the general manager position.
4. Eliminate the salary range for the general manager position.

Evaluation Going Forward

1. Consider the use of the attached performance evaluation form, which encompasses both the pool's goals and objectives and managerial standards.
2. At the conclusion of the two day strategic planning/goals and objectives meeting the general manager will have one month to bring forth his/her suggested goals and objectives and completion timeline in support of the Boards overall goals and objectives.
3. At the next Board meeting the Board will approve and present the General Manager with the upcoming year's goals and objects and associated completion timeline.
4. At each Board meeting during the following year an agenda item will be included for the review and discussion of the associated General Manager goals and objectives;- the General Manager will create a matrix to be used by the Board. The Board will provide direct feedback to the General Manager and adjust goals and objectives as appropriate,
5. Twice during the evaluation year a survey of the Board of Directors will be completed to evaluate and provide the General Manager feedback on his managerial skills, using the below topics.
 - a. Education, professional, staff and members
 - b. Financial management
 - c. Customer service
 - d. Risk Analysis and alterative financing
 - e. Vendor relationships
 - f. Governance

6. One month prior to the next years strategic planning/goals and objectives meeting the General Managers performance evaluation will be completed.

CJPRMA

General Manager Appraisal Form

	July 1, 2008	June 30, 2009		
Employee Name	Appraisal Period (Include Years)		Date of Hire	Employee Number
General Manager				
Job Title				
Evaluator Name				Date of Appraisal
Instructions:				
<p>This form is a working document to be referred to throughout the evaluation period. List work plan objectives from prior appraisal. Provide verifiable outcomes or relevant statements to substantiate the ratings and check the box in Section I "Looking Back" to indicate whether the objective was exceeded, met, needs improvement, or did not meet requirements.</p>				
Exceeds Requirements	Meets Requirements	Needs Improvement	Fails to Meet Requirements	
Performance Ratings Definitions				
<i>The following ratings will be utilized during performance appraisals.</i>				
Exceeds Requirements				
This rating should be reserved for an employee who clearly and consistently demonstrates extraordinary and exceptional accomplishments in all areas of responsibility.				
Meets Requirements				
This rating should be assigned to an employee whose demonstrated performance clearly meets all major requirements of the position, both in terms of quality and quantity output. It reflects solid performance normally expected of those who have the necessary education, training, and relevant experience for the job. An employee at this level consistently performs in an effective and professional manner.				
Needs Improvement				
This rating reflects performance of an employee who demonstrates the ability to function in some areas but needs further development and improvement. Specific development guidelines and timeframes for improvement must be established.				
Does Not Meet Requirements				
This rating applies to an employee whose work, in terms of quality, quantity, or output is clearly below minimum job requirements.				

General Manager Appraisal Form

Section I: Looking Back		
<i>List FY 2007-2008 Work Plan Goals & Objectives</i>	<i>Outcome and Comments</i>	<i>Rating</i>

Section II: Additional Accomplishments

List meaningful contributions made during the prior fiscal year. Include cost saving measures, improvements, streamlined operations, and new program implementations. Use back if necessary

Areas Requiring Improvement
Identify the areas that need improvement and recommend course of action. Be specific.

Competencies
Identify and give examples of the General Manager's strengths, skills, and competencies.

General Manager Appraisal Form

Section III:	Performance Factor Ratings			
Performance Factors and Definitions: <i>If not able to rate, absence of rating choice will signify NO rating given. Mark appropriate box.</i>	Exceeds Expectations	Meets Expectations	Needs Improvement	Does Not Meet Expectations
1. Leadership <i>Inspires Board and Committees to achieve results. Overcomes obstacles. Sets an example for others through individual conduct.</i>	<input type="checkbox"/>	<input type="checkbox"/>	<input type="checkbox"/>	<input type="checkbox"/>
2. Technical Knowledge <i>Demonstrates thorough job knowledge to obtain desired results. Understands laws, policies, and practices that affect the job and the pool.</i>	<input type="checkbox"/>	<input type="checkbox"/>	<input type="checkbox"/>	<input type="checkbox"/>
3. Performance Management/Development Skills <i>Firmly handles employee performance problems. Accepts responsibility for the behaviors of those he supervises. Completes performance reviews on time. Effectively mentors and coaches others. Promotes learning for himself and for subordinates.</i>	<input type="checkbox"/>	<input type="checkbox"/>	<input type="checkbox"/>	<input type="checkbox"/>
4. Board Member Responsive/Teamwork <i>Provides timely, courteous, and responsive service to both Board members and partners. Shares knowledge and works with others to achieve shared objectives. Solicits and responds to feedback in a positive manner.</i>	<input type="checkbox"/>	<input type="checkbox"/>	<input type="checkbox"/>	<input type="checkbox"/>
5. Interpersonal Skills <i>Treats others in a fair, consistent, and respectful manner. Has an open and cooperative manner. Exhibits tact and insight.</i>	<input type="checkbox"/>	<input type="checkbox"/>	<input type="checkbox"/>	<input type="checkbox"/>
6. Communication Effectiveness <i>Presents persuasive recommendations in oral and written communications and listens actively. Shares information in a timely and appropriate manner with affected parties.</i>	<input type="checkbox"/>	<input type="checkbox"/>	<input type="checkbox"/>	<input type="checkbox"/>
7. Planning/Organizing <i>Anticipates and acknowledges problems and works toward long term solutions. Anticipates consequences of decisions. Establishes systems for tracking and monitoring decisions and actions. Meets deadlines; delegates work appropriately.</i>	<input type="checkbox"/>	<input type="checkbox"/>	<input type="checkbox"/>	<input type="checkbox"/>
8. Decision Making/Judgment <i>Uses good judgment and common sense in making decisions. Works with all areas of the organization that will be impacted by decisions and actions. Makes ethical decisions and encourages others to do the same.</i>	<input type="checkbox"/>	<input type="checkbox"/>	<input type="checkbox"/>	<input type="checkbox"/>
9. Adaptability to Organizational/Community Needs <i>Analyzes and responds to changing organizational and community needs and realities. Facilitates change processes.</i>	<input type="checkbox"/>	<input type="checkbox"/>	<input type="checkbox"/>	<input type="checkbox"/>
10. Creativity/Enterprise/Initiative/Problem Solving <i>Initiates and/or formulates creative and effective solutions to problems. Elicits and encourages innovation, new ideas, processes, and procedures. Makes suggestions that will improve service and control costs.</i>	<input type="checkbox"/>	<input type="checkbox"/>	<input type="checkbox"/>	<input type="checkbox"/>
Overall Rating <i>Average the above ratings to determine overall rating for section III.</i>	Exceeds Expectations	Meets Expectations	Needs Improvement	Does Not Meet Expectations
	<input type="checkbox"/>	<input type="checkbox"/>	<input type="checkbox"/>	<input type="checkbox"/>
Performance Factor Comments: <i>Please comment upon any areas rated " Needs Improvement" or "Does Not Meet Expectations" (if needed, use back or attach additional pages).</i>				

General Manager Appraisal Form

Section IV:

Looking Forward

Future Objectives

List two to four specific work plans for the next fiscal year and identify how success will be measured.

Objectives	Milestones	Target Date

Learning Development Plan

Identify areas of knowledge or skills for the employee to develop during the next year to further enhance performance. List (suggested/ required) training courses or other learning activities for the upcoming year. If the employee is interested in upward mobility, identify an action plan to assist with this goal.

Specific Development Need	Proposed Activity or Action	Target Date

General Manager Appraisal Form

Section V:

Comments & Signatures

Employee Comments

Your comments on this appraisal are valued and your input is encouraged. Attach additional pages if needed.

Signatures

I have read and discussed this performance appraisal with Evaluator and Board President.

Employee

Date

Evaluator

Date

Board President


Date

Board Counsel

Date

**CALIFORNIA JOINT POWERS
RISK MANAGEMENT AUTHORITY**

AGENDA BILL

Item #: 7	<u>Title:</u> REPORT ON 2007 CLAIMS AUDIT
Meeting: 06/19/08	
Agenda Bill #: 1009	
General Manager: 	

Recommended Action:

Approval of the 2007 Claims Audit.

Item Explanation:

The 2007 claims audit was conducted by Michael Galvin, Jean Reitze and Ginny Wen of Marsh. They will be present to discuss the results and their recommendations.

They reviewed 226 files during the audit.

Deficiencies that were noted related to 1) less than full compliance with reporting requirements; 2) inconsistency in setting reserves on cases; and 3) lack of documentation of financials.

Their recommendations for improvement focused on:

- 1) reinforcement of the excess reporting guidelines;
- 2) reinforcement of the need to comply with CJPRMA's litigation management guidelines;
- 3) development of a set method or template for capturing and updating financial data;
- 4) establishment of an incremental diary system for updating reserve data; and
- 5) establishment of an incremental diary system in order to ensure that quarterly reports, which include financial data, are filed on schedule.

Staff recommends approval of the 2007 Claims Audit.

Fiscal Impact:

- 1) The cost of the 2007 Claims Audit was \$45,000.

Exhibits:

- 1) 2007 Claims Audit

Board Action:

May 28, 2008

Excess Liability Claims Review

California Joint Powers Risk Management Authority
(CJPRMA)

Prepared By:

Marsh Risk & Insurance Services
One California Street
San Francisco, CA 94111
California Insurance License #0437153
415 743 8000

Prepared For:

Mr. Robert German
General Manager
CJPRMA

MARSH



MARSH MERCER KROLL
GUY CARPENTER OLIVER WYMAN


Contents

1.	Introduction	1
	- Objectives	1
	- Scope	2
	- Methodology	2
	- Executive Level Comments on Audit Findings	3
	- Findings – Strengths.....	4
	- Findings – Opportunities for Improvements	4
	- Recommendations.....	1
2.	Statistical Information	2
	- Claims Meeting Excess Reporting Criteria Not Yet Reported to CJPRMA	3
	- All Claims Sorted by Member/Jurisdiction.....	4
	- Claims with Suggested Reserve Changes & Recommendations	10
3.	Member Overview	23
	- CITY OF ALAMEDA	24
	- CITY OF CHICO.....	25
	- CITY OF FAIRFIELD	26
	- CITY OF FREMONT.....	27
	- CITY OF LIVERMORE	28
	- CITY OF LODI.....	29
	- NORTHERN CALIFORNIA CITIES SELF INSURANCE FUND (NCCSIF)..	30
	- PUBLIC ENTITY RISK MANAGEMENT AUTHORITY (PERMA)	32
	- CITY OF PETALUMA	33
	- CITY OF POMONA	34
	- CITY OF REDDING.....	35
	- REDWOOD EMPIRE MUNICIPAL INSURANCE FUND (REMIF).....	36
	- CITY OF ROSEVILLE	37
	- CITY OF SAN LEANDRO.....	38
	- CITY OF SAN RAFAEL.....	39
	- CITY OF SANTA ROSA	40
	- SMALL CITIES ORGANIZED RISK EFFORT (SCORE).....	41
	- CITY OF STOCKTON	42
	- CITY OF SUNNYVALE.....	43

- CITY OF VACAVILLE 44
- CITY OF VALLEJO..... 45
- YOLO COUNTY PUBLIC AGENCY RISK MANAGEMENT (YCPARMIA) .. 47

- 4. Individual Claim Summary Audit Worksheets Sorted by Member 48**
 - CITY OF ALAMEDA 49
 - CITY OF CHICO..... 54
 - CITY OF FAIRFIELD 63
 - CITY OF FREMONT..... 72
 - CITY OF LIVERMORE 77
 - CITY OF LODI..... 88
 - NORTHERN CALIFORNIA CITIES SELF INSURANCE FUND [NCCSIF] .. 91
 - PUBLIC ENTITY RISK MANAGEMENT AUTHORITY [PERMA] 124
 - CITY OF PETALUMA 171
 - CITY OF POMONA 174
 - CITY OF REDDING..... 183
 - REDWOOD EMPIRE MUNICIPAL INSURANCE FUND [REMIF] 190
 - CITY OF ROSEVILLE 213
 - CITY OF SAN LEANDRO..... 225
 - CITY OF SAN RAFAEL..... 234
 - CITY OF SANTA ROSA 242
 - SMALL CITIES ORGANIZED RISK EFFORT [SCORE] 266
 - CITY OF STOCKTON 278
 - CITY OF SUNNYVALE..... 292
 - CITY OF VACAVILLE 304
 - CITY OF VALLEJO..... 309
 - YOLO COUNTY PUBLIC AGENCY RISK MANAGEMENT INSURANCE
 AUTHORITY [YCPARMIA]..... 343

- 5. Appendix 360**
 - CJPRMA Open Excess Claims Loss Run..... 360



Introduction

Objectives

The overall objective of the audit was to evaluate the effectiveness of the CJPRMA Members and any involved Third Party Administrators (TPA), in their ability to recognize potential exposure to the CJPRMA coverage layer and provide prompt notice of claims that qualified for excess reporting. The following is the Excess Reporting Criteria that qualifies claims that should be reported to CJPRMA as outlined in the CJPRMA Memorandum of Coverage:

- 1) **Claims with reserves amounting to 50% or more of the retained limit**
- 2) **Claims involving:**
 - One or more fatalities
 - Loss of a limb
 - Loss of use of any sensory organ
 - Quadriplegia or paraplegia
 - Third degree burns covering 10% or more of the body
 - Serious facial disfigurement
 - Paralysis
 - Closed head injury
- 3) **Claims for violation of Title 42 USC Section 1983** (violation of civil rights) **and:** A complaint has been filed by a claimant represented by counsel, **or** Reserves are set at 25% or more of your retained limit

For the purposes of the audit, Marsh reviewed open claim files with total incurred reserves at or above \$50,000.00 and/or those that meet the above listed criteria.

Scope

Marsh and CJPRMA agreed upon the following project scope:

- 1) Perform an excess claim audit of an estimated 120 to 150 qualifying liability claim files located at Member or Third Party Administrator facilities.
- 2) Prepare and present a written report to CJPRMA to include findings and recommendations.

Methodology

Marsh scheduled onsite visits at either CJPRMA member locations or the member's Third Party Administrators to conduct file reviews of qualifying claims meeting were scheduled Marsh contacted members and/or their third party claim administrators, to schedule on-site visits for the actual file reviews. Where possible, Marsh obtained Member valued loss runs to identify the population of qualifying files and to pre-populate the data into Marsh's proprietary auditing software.

Marsh Consultants reviewed **216** claim files at a member's or at member's TPA locations. Additionally, on June 4, 2008, we reviewed **110** files of open claims at the CJPRMA headquarters in San Ramon to determine frequency of member updates and any financial inconsistencies between member files and CJPRMA file documentation.

During our CJPRMA review, **26** files of the 110 reviewed were claim files that were not provided to the consultants for audit at the Member or Member's TPA locations and therefore were not included in the audit review. Below is a Table listing these files.

Table 1 Claims Not Provided For Audit At Member Location But Had Been Reported To CJPRMA
(as of file review at CJPRMA offices June 4, 2008)

CLAIM NUMBER	Entity	CLAIMANT NAME	DOL
2006-2007-0006	Chico	Brown, Ilse M.	8/10/2006
2007-2008-004	Chico	McLaughlin, Ed	12/21/2007
2005-2006-0063	PERMA	Ayala, Wilronald	2/5/2006
2006-2007-0015	PERMA	Wolff, Joyce	12/29/2006
2005-2006-0064	REMIF	Schroth, Anthony	5/19/2006
2006-2007-0016	REMIF	Honda, Jonni	12/8/2006
2006-2007-0044	San Leandro	Acuna, Jennifer	9/13/2006
2007-2008-0001	San Leandro	International Church of the Foursquare Gospel	7/12/2007
2005-2006-0065	Santa Rosa	Anderson-Francois, Oralee	2/1/2006
2006-2007-0007	Santa Rosa	Sybyl, Debra	9/15/2006
2006-2008-0007	Santa Rosa	Hamilton, Jesse	1/2/2008
2005-2006-0066	Sunnyvale	Skobel, Sergey	3/16/2006
2006-2007-0043	Vacaville	Ellis, Douglas	10/11/2006
2007-2008-0005	Vallejo	Gordon, Joseph	9/3/2007
2003-2004-0062	Pomona	George, Clifford	3/13/2004
2002-2003-0072	Stockton	McClendon, Annette	7/17/2002
2004-2005-0044	YCPARMIA	Magana, Ernesto Galvan	6/14/2005

CLAIM NUMBER	Entity	CLAIMANT NAME	DOL
2004-2005-0044	YCPARMIA	Magana, Fermin Galvan	6/14/2005
1986-1987-0075	YCPARMIA	Adobe Lumber, Inc.	7/1/1986
2005-2006-0048	Lodi	Bills, William	9/27/2005
2005-2006-0060	PERMA	Duffy, Michael	10/22/2005
2005-2006-0046	Petaluma	Perez, Norma	9/22/2005
2005-2006-0050	Redding	Shasta Union High School District	3/20/2006
2004-2005-0063	San Leandro	Burke, Starlah	3/1/2005
2005-2006-0053	SCORE	Fabbrini, David	10/10/2005
2004-2005-0061	Stockton	Ewing, Heather Marie	11/8/2004

The members, their TPAs, and CJPRMA management complied with providing the qualifying claim files and all other requests for information during the on-site audits. All involved personnel were very cooperative, helpful, and responsive to periodic requests for clarification or deeper understanding of case-specific inquiries or overall program mechanics.

Marsh Consultants, Michael Galvin, Jean Reitze, and Ginny Wen, from the Marsh San Francisco office conducted the onsite audits from February through March of 2008 at the various CJPRMA member and TPA locations. Using Marsh's proprietary TrendTracker™ software application, each qualifying claim file was assessed in the following categories:

- **Current Status/Key Issues**
- **Plan of Action**
- **Financial and other Statistical Data**
- **Comments and Recommendations**

The auditor's findings and recommendations are based upon information and observations from reviewing the CJPRMA memorandum of coverage, interviews, and documentation stored in the physical claim files.

Executive Level Comments on Audit Findings

The handling of claims should be efficient and expeditious generating timely and fair settlement of meritorious claims, vigorous defense of non-meritorious claims and the protection of the financial, legal and other significant interests (i.e. goodwill) of the members.

Compliance with fundamental claims management requires that each file have a written or readily discernible (inferred) case management plan. The plan should reflect a course of conduct with specific objectives and a reasonable timeframe for completion. This plan should outline anticipated investigation, the rationale in support of established reserves and independent thoughts and impressions of the file handler. Documentation should include a litigation management plan detailing anticipated activity from assigned defense counsel. Reserves should be established consistent with identified or perceived damages and periodically reviewed to reflect contingencies as they occur.

Internal management tools, such as diary systems should be employed to ensure periodic adjustment of case handling, where needed, and a reevaluation of reserves. Each file should

reflect a chronological history of significant claim activity, to resolve outstanding issues leading toward resolution. Where applicable the file should reflect available immunities or other defenses available under available California statutes.

Compliance with excess claim reporting criteria is crucial to ensure proper awareness of potentially significant exposure and minimizes the risk of a coverage dispute over late reporting.

Findings – Strengths

- The claims reviewed generally evidenced thorough investigations and effective claims management.
- The majority of reviewed cases evidenced effective claim management which led to realistic and at times, exemplary results.
- Most Member files reviewed contained current status reports from defense counsel and generally, updated evaluations.
- Generally, excess monitoring files reported to CJPRMA contained current status reports from defense counsel, members or their TPAs, and Bob German was often copied on claim correspondence.
- The relationships established between the Member Cities and when utilized, outside counsel, are long-standing, which often correlates with enhanced efficiency in litigation management and overall handling philosophy.

Findings – Opportunities for Improvements

- There was less than full compliance to Excess claim reporting requirements. A total of eleven (11) unreported alleged Civil Rights violation (42 USC §1983) claims, one of which involved a fatality [Basler, etal, SCORE]. were found. Additionally, four (4) claims involving fatalities, and eight (8) claims involving serious injuries, of which one (1) involved quadriplegia [Ricardo Lumsey, Vallejo], showed unreported to CJPRMA.
- Reserving inconsistency was found in many of the reviewed cases, primarily related to lack of documentation and rationale. Some claims contained no documentation of any reserves for indemnity or expense while others contained no financial information at all. Some files were not documented with clear reserving rationale in support of the established reserves. In some instances, a claim nearing resolution still showed a substantial reserve indicating a need to re-evaluate financials set for the claim to accurately reflect current status and circumstances.
- Quarterly status reports that members and, where appropriate, member TPA's are required to send to CJPRMA lacked documentation of financials. The below 28 files were found to contain no reserving information in the most recent quarterly status report submitted to CJPRMA.

Table 2 Claims With No Financial Information In Quarterly Status Report Sorted By Member
(as of file review at CJPRMA offices June 4, 2008)

CLAIM NUMBER	MEMBER	CLAIMANT NAME	DOL
2007058413	Chico	Valledor, Rico (Silva, Laura)	9/16/2006
06-056	Fairfield	Martinez, Javier	2/6/2007
RG07357870	Fremont	Brooks, Philip	11/26/2007
LVL0700023	Livermore	Cudal, Dorothy R.	9/9/2007
2007058602	NCCSIF	Cabral, Reynaldo C	1/8/2007
2007070368	NCCSIF	Draper, Jr., Leslie A	7/14/2007
BA0725	PERMA	Roberts, Edward	4/19/2007
MU0808	PERMA	Hooks, Michelle	4/9/2007
028-1335-000	Petaluma	Duarte, ELIDIA	3/16/2004
028-1621-000	Petaluma	Heller, Walter	4/22/2007
0100147-000	Redding	Hall, Barbara	7/1/2001
0600138-000	Redding	Pinkston, Kenneth	7/19/2006
2259574	REMIF	Vaden, Corbin	11/29/2006
2309611	REMIF	Cooke, Zachary C	1/4/2007
2007061495	Roseville	Thompson, Toni	4/12/2007
2006049302	Roseville	Fannucchi, Shaun M	1/25/2006
2006052883	Roseville	Arnold, Richard J	2/23/2006
5-83664-17	San Rafael	Wajih Ajib	4/29/2001
5-68315-17	San Rafael	Mhc II	10/1/2000
1093	Santa Rosa	Parducci, Lisa	12/31/2005
2007061507	SCORE	Ortega, Martin M	11/18/2006
2007065418	SCORE	Lowry, David	2/13/2007
0607-107	Sunnyvale	Millar, David/Patricia/Bruce	11/28/2006
0708-032	Sunnyvale	Cowger, Ximena	3/28/2007
3101	Vallejo	Deocampo, Jason	3/28/2003

CLAIM NUMBER	MEMBER	CLAIMANT NAME	DOL
4071	Vallejo	Washington, Andrew	9/15/2004
2197	Vallejo	Ketchum, Wynathen	6/1/2002
48604-07816A	YCPARMIA	Nelson, Timothy	4/16/2004

- Members and, where appropriate, member TPA's are required to send to CJPRMA status reports on standard template on a quarterly bases. The below 51 files were found to have more than 3 months of lag time between the date of the last status report in CJPRMA files.

Table 3 Claims Past Due for Quarterly Status Reports
(as of file review at CJPRMA offices June 4, 2008)

CLAIM NUMBER	MEMBER	CLAIMANT NAME	LAST STATUS REPORT	MONTHS OVERDUE
644321	REMIF	All-Coast Forest Products	3/21/2007	12
2006048920	Vacaville	JACKSON, Dee Wayne [Deceased]	3/22/2007	12
2006-1611	Alameda	Attari, Tasadduq	3/26/2007	12
007-04-0104A	Pomona	Karim, Zahid & Raina	8/8/2007	7
007-05-0072A	Pomona	Bell, Anthony	10/3/2007	5
2006044660	Roseville	Brekke, Robert & Terie	10/3/2007	5
3101	Vallejo	Deocampo, Jason	10/26/2007	5
02-238-2400A	Stockton	Washington, Bobby	10/26/2007	5
028-1335-000	Petaluma	Duarte, ELIDIA	10/30/2007	5
2005032421	NCCSIF	Mangiapane, Tami	11/29/2007	4
LVL0400062	Livermore	Tri Valley Gymnastics/Sturgill	11/29/2007	4
96138	Fairfield	Maher, Et Al V. City Of Fairfield	11/29/2007	4
VI0512	PERMA	Bnsf Railroad	11/29/2007	4
06-194-3741A	Stockton	Walters, Tammy	12/3/2007	3
702	Santa Rosa	Ferrel, Anthony	12/3/2007	3
2007061495	Roseville	Thompson, Toni	12/5/2007	3
028-1594-000	Petaluma	Atkins, Melvin	12/5/2007	3
2	Lodi	Linder, Claudia	12/5/2007	3
2259574	REMIF	Vaden, Corbin	1/3/2008	2
028-1621-000	Petaluma	Heller, Walter	1/3/2008	2
5038	Vallejo	Neal, Enrica	1/3/2008	2
BT0604	PERMA	Bryant	1/3/2008	2
4071	Vallejo	Washington, Andrew	1/4/2008	2
05-072-2400	Stockton	Delito, Rebecca	1/4/2008	2
04-084	Fairfield	Guice Iii, Tate	1/4/2008	2
891	Santa Rosa	Patel, Raman	1/4/2008	2
2007059955	NCCSIF	Caltrans	1/4/2008	2
48604-07816A	YCPARMIA	Nelson, Timothy	1/7/2008	2
VI0307	PERMA	Buckley	1/7/2008	2

CLAIM NUMBER	MEMBER	CLAIMANT NAME	LAST STATUS REPORT	MONTHS OVERDUE
2004026955	SCORE	Gimbel, John H	1/7/2008	2
2007062935	NCCSIF	Mendoza, Adolfo	1/8/2008	2
2006003	YCPARMIA	Arnold, James	1/8/2008	2
2006049302	Roseville	Fannucchi, Shaun M	1/14/2008	2
2006044830	NCCSIF	Luttrull, Denzil L	1/14/2008	2
0607-107	Sunnyvale	Millar, David/Patricia/Bruce	1/16/2008	2
2007058602	NCCSIF	Cabral, Reynaldo C	1/16/2008	2
2006056899	NCCSIF	Club Gravity, Inc.	1/16/2008	2
2005036	YCPARMIA	Buzayan, Jamal	1/16/2008	2
2007061507	SCORE	Ortega, Martin M	1/17/2008	2
2007065418	SCORE	Lowry, David	1/17/2008	2
06-056	Fairfield	Martinez, Javier	1/17/2008	2
2007058413	Chico	Valledor, Rico (Silva, Laura)	1/17/2008	2
2007070368	NCCSIF	Draper, Jr., Leslie A	1/17/2008	2
BA0725	PERMA	Roberts, Edward	1/17/2008	2
MU0808	PERMA	Hooks, Michelle	1/17/2008	2
028-1674-000	Petaluma	Keane, Carl	1/17/2008	2
1926442	REMIF	Manning, Louis	1/19/2008	2
BA0705	PERMA	Jones	1/29/2008	2
2006052883	Roseville	Arnold, Richard J	2/1/2008	1
0600153-000	Redding	Geiger, Eric	2/1/2008	1
DH0622	PERMA	Moore	2/4/2008	1

- Thirty five (35) claim files were found to have discrepancies in reserving levels between documentation contained in the CJPRMA files and the Member's files we reviewed. Table 2 shows the claims where we found differences in reserving levels. An expanded table including financials found in Member's files and financials found in CJPRMA files can be found in the Appendix.

Table 4 Claims With Discrepancies In Reserving Levels Between Documentation Contained In The CJPRMA Files And The Member's Files
(as of file review at CJPRMA offices June 4, 2008)

CLAIM NUMBER	MEMBER	CLAIMANT NAME	DIFFERENCES			
			BI/INDEMNITY	PD	EXPENSE	TOTAL
3100620	Chico	Wesbecher, Paul	\$ (10,782.00)	\$ -	\$ 54,788.99	\$ 44,006.99
2005031315	Chico	Lopez, Asuncion	\$ (551,000.00)	\$ -	\$ (139.00)	\$ (551,139.00)
04-084	Fairfield	GUICE III, TATE	\$ (35,531.00)	\$ -	\$ 35,531.00	\$ -
03-108	Fairfield	CREAL, TANYA	\$ (45,500.00)	\$ -	\$ 112,624.00	\$ 67,124.00
96138	Fairfield	Maher, et al v. City of Fairfield	\$ -	\$ (600,000.00)	\$ 275,210.93	\$ (324,789.07)
LVL0400062	Livermore	Tri Valley Gymnastics/Sturgill	\$ (17,780.00)	\$ -	\$ 17,778.00	\$ (2.00)
2	Lodi	Linder, Claudia	\$ (125,500.00)	\$ -	\$ -	\$ (125,500.00)
2006055399	NCCSIF	Bland, Roy R	\$ -	\$ -	\$ (5,000.00)	\$ (5,000.00)
2006056899	NCCSIF	Club Gravity, Inc.	\$ (5,540.00)	\$ 25,000.00	\$ 153,040.00	\$ 172,500.00
2005032421	NCCSIF	Mangiapane, Tami	\$ 4,261.00	\$ -	\$ (770,000.00)	\$ (765,739.00)
DH0622	PERMA	MOORE	\$ -	\$ -	\$ 25,502.00	\$ 25,502.00
DH0812	PERMA	LOPEZ III, SERGIO	\$ (25,000.00)	\$ -	\$ 23,800.00	\$ (1,200.00)
NR0634	PERMA	COX	\$ (42,588.00)	\$ -	\$ 42,588.00	\$ -
VI0307	PERMA	BUCKLEY	\$ (352,000.00)	\$ -	\$ 89,500.00	\$ (262,500.00)
VI0512	PERMA	BNSF RAILROAD	\$ 3,300,000.00	\$ -	\$ (3,000,000.00)	\$ 300,000.00
028-1594-000	Petaluma	Atkins, Melvin	\$ (30,500.00)	\$ -	\$ 25,500.00	\$ (5,000.00)
028-1674-000	Petaluma	Keane, Carl	\$ (75,500.00)	\$ -	\$ 25,500.00	\$ (50,000.00)
028-1654-000	Petaluma	Coletti, Elizabeth	\$ 24,500.00	\$ -	\$ 15,500.00	\$ 40,000.00
1926442	REMIF	Manning, Louis	\$ (43,000.00)	\$ -	\$ 44,671.00	\$ 1,671.00
2218301	REMIF	Burgess, Christopher A	\$ (55,313.00)	\$ -	\$ 45,313.00	\$ (10,000.00)
2069617	REMIF	Moore, Cheri	\$ (60,000.00)	\$ -	\$ 75,000.00	\$ 15,000.00
2005039237	Roseville	Peiler, Lisa	\$ (7,900.00)	\$ -	\$ (32,100.00)	\$ (40,000.00)
2004026270	Roseville	Hocking, Margo D	\$ (57,021.00)	\$ -	\$ (2,979.00)	\$ (60,000.00)
891	Santa Rosa	Patel, Raman	\$ (86,568.00)	\$ -	\$ 83,686.00	\$ (2,882.00)
702	Santa Rosa	Ferrel, Anthony	\$ (110,000.00)	\$ -	\$ 75,008.00	\$ (34,992.00)
1004	Santa Rosa	Ballinger, Jimmi	\$ (9,998.00)	\$ -	\$ 9,677.00	\$ (321.00)
1043	Santa Rosa	Desantis, Patricia	\$ (70,835.00)	\$ -	\$ 70,835.00	\$ -
729	Santa Rosa	Fernandez, Karla	\$ (91,268.00)	\$ -	\$ 91,268.00	\$ -
821	Santa Rosa	Barton, Sr., Joel	\$ -	\$ (435,328.00)	\$ 82,182.00	\$ (353,146.00)
2004023790	SCORE	Marshall, Granville	\$ (39,907.00)	\$ (100,093.00)	\$ 114,000.00	\$ (26,000.00)
2004026955	SCORE	Gimbel, John H	\$ -	\$ -	\$ (27,086.00)	\$ (27,086.00)
05-072-2400	Stockton	Delito, Rebecca	\$ (500.00)	\$ -	\$ 121.00	\$ (379.00)
06-194-3741A	Stockton	Walters, Tammy	\$ (27,500.00)	\$ -	\$ 27,470.00	\$ (30.00)
02-238-2400A	Stockton	Washington, Bobby	\$ (125,000.00)	\$ -	\$ 25,000.00	\$ (100,000.00)
5038	Vallejo	NEAL, ENRICA	\$ 24,970.00	\$ -	\$ (54,970.00)	\$ (30,000.00)

Recommendations


- Reinforce CJPRMA Excess Reporting Guidelines and the expected reporting timeline for compliance with all members, City Attorneys, claim administrators, and participating TPAs. This audit revealed that most of the category cases requiring excess reporting were eventually reported but not in a timely matter. As such, many qualifying cases closed out prior to any precautionary excess reporting.
- Reinforce within Members, or when involved, their TPAs, the need to comply with CJPRMA's litigation management guidelines which are very specific on the frequency and the content of information in status reports.
- Develop a set method or template to capture and update financial data from members and their TPAs on reported cases and for filing in the physical claim files. Below is a simple format recommended in previous years' audits as one possible method to update financials on a quarterly basis to ensure consistency and accuracy in reporting and recording financials. **This, or similar fields, can also be embedded in CJPRMA's reporting template used to notice new cases.**

As of (date)	Incurred	Paid to date	Remaining Reserve
Indemnity			
Expense			
Total			

- Establish incremental diary schedule for updating reserves data to ensure that reserves correctly reflect current claim status and circumstances.
- Establish incremental diary schedule to ensure that quarterly status reports for qualified claims are filed with CJPRMA on schedule, and that each report is updated with the latest financial status of the claim.

**CALIFORNIA JOINT POWERS
RISK MANAGEMENT AUTHORITY**

AGENDA BILL

Item #: 8	<u>Title:</u> ANALYSIS OF MEMBERS' CLAIMS DATA
Meeting: 06/19/08	
Agenda Bill #: 1010	
General Manager: 	

Recommended Action:

None. This item is being provided for information purposes only.

Item Explanation:

In order to focus CJPRMA's risk management program on areas where attention is needed, members were asked to provide an extensive amount of claims data which was focused within their retained limits.

Unfortunately, data was slow in being provided and the vast majority of it did not contain loss coding. As a result, the data has had to be reviewed by hand with loss coding and categorization being assigned by staff.

This process has been lengthy and tedious and will not be completed in time for the inclusion in the agenda packet. However, the analysis and report will be completed in time for presentation at the June Meeting.

Fiscal Impact:

None.

Exhibits:

- 1) To be provided at the meeting

Board Action:

**CALIFORNIA JOINT POWERS
RISK MANAGEMENT AUTHORITY**

AGENDA BILL

Item #: 9	<u>Title:</u> RISK MANAGEMENT ISSUES
Meeting: 06/19/2008	
Agenda Bill #: 1011	
General Manager: 	

Recommended Action:

None

Item Explanation:

This item is reserved for the discussion of risk management issues that are of concern to the members and for the provision of status updates on the risk management program.

Issues that have been requested to be listed for discussion are set forth below.

- 1) Status Update on Property Appraisal Program

Fiscal Impact:

None


Exhibits:

None

Board Action:

**CALIFORNIA JOINT POWERS
RISK MANAGEMENT AUTHORITY**

AGENDA BILL

Item #: 10	<u>Title:</u> ELECTION OF OFFICERS AND EXECUTIVE COMMITTEE MEMBERS
Meeting: 06/19/2008	
Agenda Bill #: 1012	
General Manager: 	

Recommended Action:

Selection of Board members to serve as President, Vice President and Executive Committee members, for a period of two years.

Item Explanation:

The terms of the President, Vice President and three Executive Committee members will expire in June. An election is required in order to fill those positions. The terms of two current Executive Committee members will not expire until June of 2009. Those seats are currently held by Darrell Handy (Alameda) and Dixon Coulter (NCCSIF).

The remaining candidates for the officer positions are listed below.

President

Bill Henderson (Livermore)
Dixon Coulter (NCCSIF)

Vice President

Steve Schwarz (Fremont)
Bill Henderson (Livermore)
Dixon Coulter (NCCSIF)
Jeff Tonks (YCPARMIA)

There will be balloted voting for the officer positions, starting with President.

The candidate receiving the greatest plurality of votes will be elected to that position. In the event of a tie, those not involved in the tie will be eliminated and the remaining candidates will be the subject of a run off election. If unsuccessful after the runoff, the election for that office will start again with all the candidates eligible. (Article III – Bylaws)

The non officer positions on the Executive Committee will be filled, in order, from the attached

permanent rotation list, pursuant to the amendment to the Bylaws, approved by the Board at its meeting of April 17-19, 2006.

Pursuant to Article IV of the By-laws, at least two seats on the Executive Committee must be held by representatives of JPAs.

Dixon Coulter (NCCSIF) has one more year on his term and represents one JPA.

At least two city representatives will rotate on in June. They are Roseville and Vacaville.

If Jeff Tonks is elected, Fremont will rotate into the last position. If not, REMIF will move up and rotate on.

Ballots will be provided at the meeting.

Fiscal Impact:

None.

Exhibits:

- 1) Permanent Rotation List for Non-Officer Positions on the Executive Committee

Board Action:

**PERMANENT ROTATION LIST FOR NON OFFICER POSITIONS ON THE
EXECUTIVE COMMITTEE**

- | | |
|----------------|----------------|
| 1) Chico | 12) NCCSIF |
| 2) Redding | 13) Roseville |
| 3) Lodi | 14) Vacaville |
| 4) San Leandro | 15) San Rafael |
| 5) SCORE | 16) Fremont |
| 6) Vallejo | 17) PERMA |
| 7) Pomona | 18) REMIF |
| 8) Sunnyvale | 19) Santa Rosa |
| 9) YCPARMIA | 20) Petaluma |
| 10) Fairfield | 21) Stockton |
| 11) Alameda | 22) Livermore |